SIMON PETROLEUM TECHNOLOGY

WELL: 2/1-9

Print: 14520N	Units: (M) F	Top	Bottom	Scale	TD
Length: 26 FT	Initials: B.J.L.	900	4298	1:500	4298

DIGITAL WIRELINE LOGS PACKAGE
1995

This image may not be used or reproduced without written permission from
SIMON PETROLEUM TECHNOLOGY

COMPLETION LOG

Bod-10e

CHART NO. 500
MADE IN U.S.A.
CALIFORNIA COMPUTER PRODUCTS, INC. ANAHEIM, CALIFORNIA CHART NO. 500
MADE IN U.S.A.

Encl. 1

N

BP NORWAY LIMITED U.A.

WISARD COMPOSITE LOG

2/1-9

SCALE 1:500 MEASURED DEPTH

2/1-9

BLOCK MAP

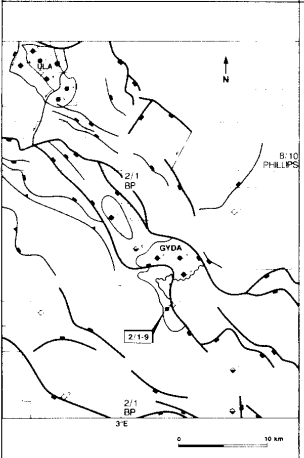

WELL LOCATION

CO-ORDINATES AT SURFACE

Latitude:	56 51 37.770N
Longitude:	03 05 04.770E
Grid Reference:	505162.29mE 6302000.76mN

CO-ORDINATES AT T.D.

Latitude:	
Longitude:	
Grid Reference:	
Projection mnemonic:	NUTM31
Geodetic Datum:	ED50

GENERAL WELL DATA

PRE-SPUD WELL STATUS: EXPLORATION WELL
COMPLETION WELL STATUS: SUSPENDED, OIL

OPERATOR: BP NORWAY LIMITED U.A.
RIG USED: ROSS ISLE
RIG TYPE: SEMI-SUBMERSIBLE (SELF POSITIONING)
DEPTH DATUM: RT DATUM HEIGHT: 22.5 mAMSL

DATE SPUDDED: 15-APR-1991REACHED TD: 02-JUN-1991
RIG RELEASED: 06-JUL-1991
TOTAL DEPTH: **4289.0** mBRT (DRILLER)
4298.0 mBRT (WIRELINE)
4275.5 mTVDSS
LICENCE: **0198**
INTERESTS: STATOIL (DEN NORSKE STATS OLJESELSKAP A/S)
BP NORWAY LIMITED U.A.
CONOCO NORWAY INC. U.A.
NORSKE AEDC A/S
NORSKE MOECO A/S

DRILLING CONTRACTOR: **ROSS RIGG**
MUD LOGGING CONTRACTOR: **EXLOG**
WIRELINE LOGGING CONTRACTOR: **SCHLUMBERGER**

REGIONAL MAP

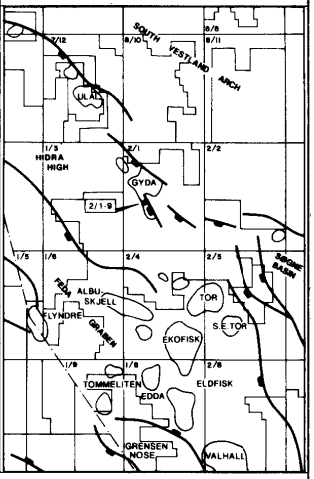

STRATIGRAPHY STRATIGRAFI	SEISMIC HORIZON SEISMISK HORISONT	TOP MD mBRT	TOP TVD mBRT	TOP TVD mSS	VERTICAL THICKNESS VERTIKAL TYKKELSE	COMMENTS KOMMENTARER
NORDLAND GP						
HORDALAND GP		1814.0		1791.5	1084.0	
ROGALAND GP	Pink	2898.0		2875.5	270.0	
Balder Fm.	"	2898.0		2875.5	17.0	
Sele Fm.		2915.0		2892.5	8.0	
Forties Fm.		2923.0		2900.5	59.0	
Lista Fm.		2982.0		2959.5	73.0	
Vidar Fm.		3055.0		3032.5	88.0	
Lista Fm.		3143.0		3120.5	15.0	
Våle Fm		3158.5		3136.0	9.5	
SHETLAND GP	Yellow	3168.0		3145.5	632.0	
Ekofisk Fm.	"	3168.0		3145.5	88.0	
Tor Fm.		3256.0		3233.5	361.0	
Hod Fm.		3617.0		3594.5	148.0	
Blodøks Fm.		3765.0		3742.5	18.0	
Hidra Fm.		3783.0		3760.5	17.0	
CROMER KNOLL GP	Orange	3800.0	Vertical	3777.5	213.5	
Rødby Fm.	"	3800.0	well	3777.5	37.5	
Sola Fm.		3837.5		3815.0	14.0	
Tuxen Fm.		3851.5		3829.0	15.5	
Åsgard Fm.		3867.0		3844.5	146.5	
TYNE GROUP	Red	4013.5		3991.0	243.5	
Mandal Fm.	"	4013.5		3991.0	20.0	
Farsund Fm.		4033.5		4011.0	175.5	
Upper Mdst Mbr.		4033.5		4011.0	14.5	
Gyda Sst Mbr.	Green	4048.0		4025.5	140.0	
Lower Mdst Mbr.	Orange	4188.0		4165.5	21.0	
Haugesund Fm.		4209.0		4186.5	48.0	
VESTLAND GP		4257.0		4234.5	32.0	
Bryne Fm.		4257.0		4234.5	32.0	
ZECHSTEIN GP	Blue	4289.0		4266.5	9.0+	
TD		4298.0		4275.5		

CONVENTIONAL CORE DATA

CORE NUMBER	TOP DEPTH (m)	BOTTOM DEPTH (m)		STRATIGRAPHIC INTERVAL	LITHOLOGICAL DESCRIPTION
1	4027.5	4054.5		TYNE GROUP	MDST,SLTST,SST
2	4054.5	4082.5		GYDA SANDSTONE MEMBER	SST,SLTST,MDST
3	4082.5	4110.5		GYDA SANDSTONE MEMBER	SST
4	4110.5	4133.5		GYDA SANDSTONE MEMBER	SST
5	4133.5	4151.5		GYDA SANDSTONE MEMBER	SST

WIRELINE FORMATION TESTS

TYPE	TEST No.	TOP DEPTH (m)	FORMATION PRESSURE (psi)	PERM	RES	SAMPLE	COMMENTS ON A TEST
RFT	1	4049.3			TI		
RFT	2	4058.3			TI		
RFT	3	4062.5			TI		
RFT	4	4068.0			TI		
RFT	5	4072.3			TI		
RFT	6	4080.4	8701.8				
RFT	7	4084.0	8720.0				
RFT	8	4087.5	8732.8				
RFT	9	4088.7			TI	OIL	
RFT	10	4091.8			TI		
RFT	11	4094.0	8737.0				
RFT	12	4095.5			TI		
RFT	13	4097.9	8739.7				
RFT	14	4100.4			TI		
RFT	15	4106.0	8745.7				
RFT	16	4109.0			TI		
RFT	17	4111.6			TI		
RFT	18	4113.0			TI		
RFT	19	4115.6	8750.5				
RFT	20	4119.6			TI		
RFT	21	4124.0			TI		
RFT	22	4130.0	8763.3				
RFT	23	4132.0	8764.2				
RFT	24	4134.0	8765.6				
RFT	25	4137.0	8769.4			OIL	
RFT	26	4145.0	8783.7				
RFT	27	4151.0	8791.7			WAT	
RFT	28	4164.0	8815.5				
RFT	29	4168.0			TI		
RFT	30	4177.0	8835.4			WAT	
RFT	31	4216.0			TI		
RFT	32	4243.5			TI		

DRILL STEM TESTS

TEST TYPE	TEST No.	TOP DEPTH (m)	BOTTOM DEPTH (m)	GAUGE DEPTH (m)	STRATIGRAPHIC INTERVAL	CHOKE SIZE (inches)	FORMATION PRESSURE (psi)	B.H.F.P (psi)	W.H.F.P (psi)	FLOW DURATION (hours)	FLOWRATE		REVERSED VOL. (bbl)	HYDROCARBON GRAVITY		GOR	CGR
											FLUIDS B.P.D	GAS MMSCFGPD		OIL	GAS		
DST	1	4078.0	4108.0		GYDA SANDSTONE MEMBER	44/64"		3430.0	1058.0	19.5	1046.0	3.2		43	0.	3000.0	

LITHOLOGY SYMBOLS

Lithology
- Mudstone/Shale/Clay
- Siltstone/Silt
- Sandstone/Sand
- Conglomerate/Gravel
- Breccia
- Coal/Lignite
- Chert/Flint
- Limestone
- Dolomite
- Dolomitic limestone
- Calcareous dolomite
- Anhydrite/Gypsum
- Halite
- Miscellaneous chlorides
- Miscellaneous sulphates
- Extrusive igneous rock
- Intrusive igneous rock
- Tuff
- Metamorphic
- Unknown lithology/Sample gap

Lithological Qualifiers
- Argillaceous
- Silty
- Sandy
- o Pebbly
- ┬ Calcareous
- Dolomitic
- ^ Anhydritic
- Ch Chert
- ▭ Carbonaceous
- B Bituminous
- G Glauconitic
- mic Micaceous
- ⬬ Pyritic
- ⊙ Oolitic
- o Peloidal
- ▬ Red sediments
- V Volcanic
- " Tuffaceous
- L Lithic
- F Feldspathic
- C Calcite
- D Dolomite
- Fe Ironstone
- K Kaolinite
- Ph Phosphate
- Q Quartz
- S Siderite
- Si Silica
- Cl Chlorite
- ⬭ Nodule
- ⊙ Iron nodule

Fossiliferous Material
- Macrofossils
- Bioclastic debris
- Microfossils
- Plant remains
- Shelly debris

WELL SYMBOLS

- ← Sample point
- ➖ Sidewall Core Recovered
- ⊸ No Recovery
- Core Interval
- ♁ Gas Show
- ● Oil Show
- Oil and Gas Show
- Gas and Condensate Show
- ◇ Hydrocarbon Fluorescence
- Fluid Gain
- ┐ Fluid Loss to Formation
- Drill Stem Test
- Perforated Interval
- Casing Shoe
- Liner Hanger

CHRONOSTRAT	LITHOSTRAT	GAMMA RAY LOG	SIDEWALL CORES	CORES	DEPTH	LITHOLOGY	SHOWS	TESTS	RESISTIVITY LOG	SONIC LOG	LITHOLOGICAL DESCRIPTION (FOR DETAILED LITHOLOGICAL DESCRIPTION SEE MUDLOG)	CASINGS
Sch: BP Standard Vn: 6 PERIOD EPOCH AGE	Sch: f196 Vn: 6 GROUP FORMATION MEMBER ●	(API units) 0.00 150.00			M Ft			DST/RFT	ILD (ohm.m) 0.20 20.00 ILM (ohm.m) 0.20 20.00 MSFL 0.20 20.00	DT (us/ft) 140.00 40.00		

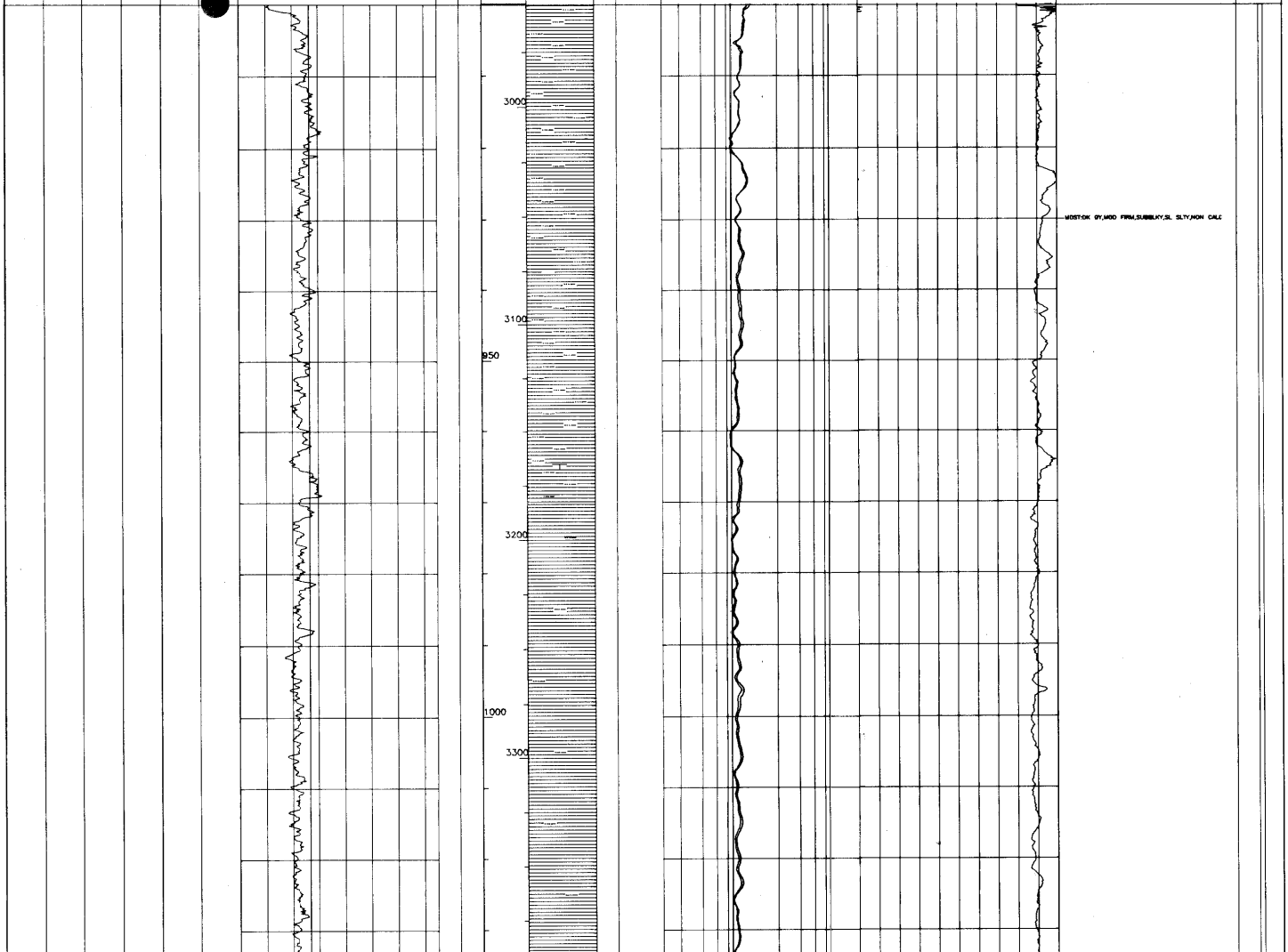

MDST:DK GY,MOD FIRM,SUBBLKY,SL SLTY,NON CALC

CALIFORNIA COMPUTER PRODUCTS, INC. ANAHEIM, CALIFORNIA CHART NO. 500
MADE IN USA
CALIFORNIA COMPUTER PRODUCTS, INC. ANAHEIM.

CALIFORNIA CHART NO. 500 MADE IN U.S.A.
CALIFORNIA COMPUTER PRODUCTS, INC. ANAHEIM, CALIFORNIA CHART NO. 500 MADE IN U.S.A.

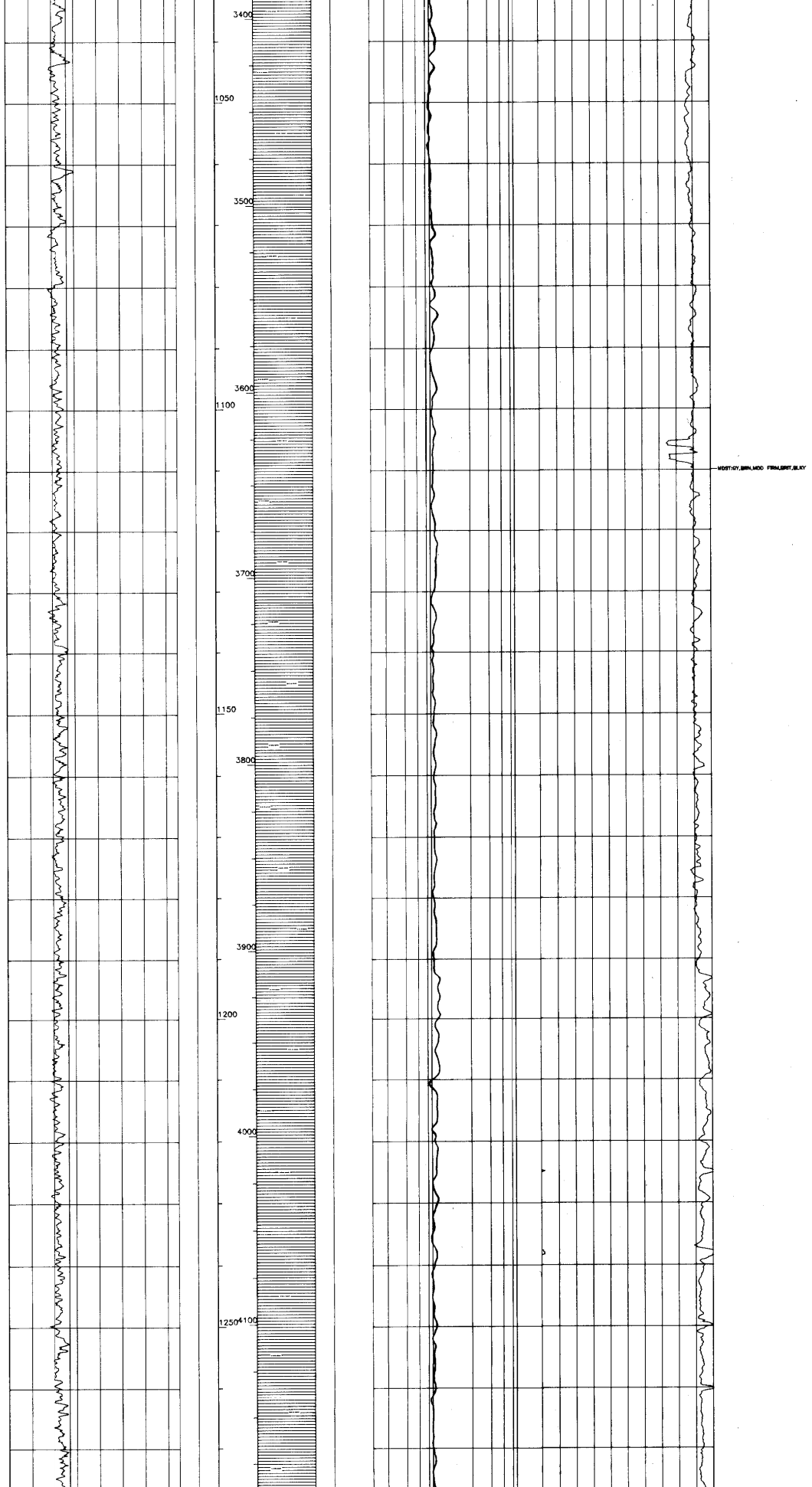

CALIFORNIA COMPUTER PRODUCTS, INC. ANAHEIM, CALIFORNIA CHART NO. 500
MADE IN USA

CALIFORNIA COMPUTER PRODUCTS, INC. ANAHEIM, CALIFORNIA CHART NO. 500
MADE IN USA



CALIFORNIA COMPUTER PRODUCTS, INC. ANAHEIM, CALIFORNIA CHART NO. 500 MADE IN USA
T NO 500 MADE IN USA



CALIFORNIA COMPUTER PRODUCTS, INC. ANAHEIM, CALIFORNIA CHART NO. 500
MADE IN U.S.A.

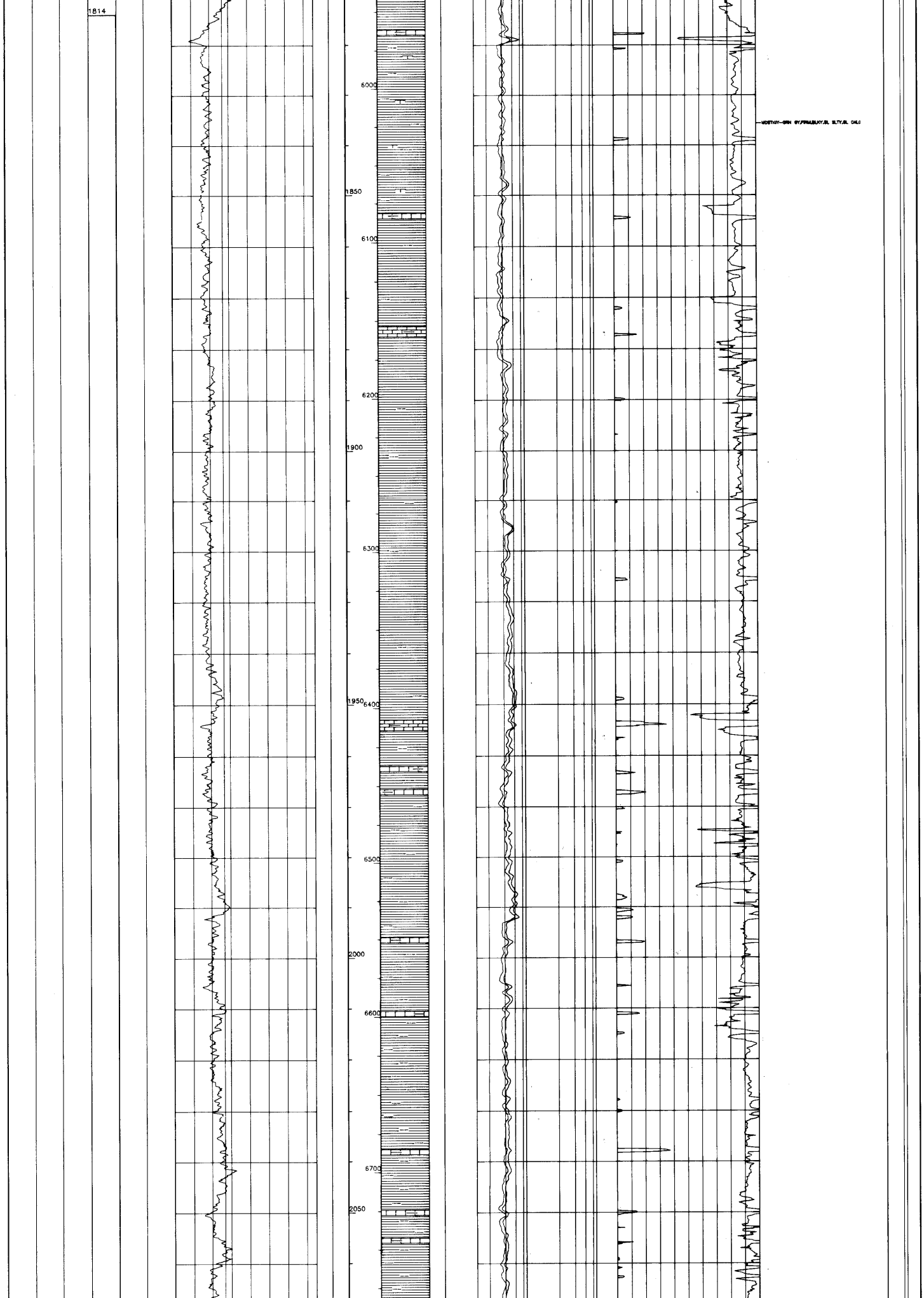

CALIFORNIA COMPUTER PRODUCTS, INC. ANAHEIM, CALIFORNIA CHART NO. 500
MADE IN U.S.A.

CALIFORNIA COMPUTER PRODUCTS, INC. ANAHEIM, CALIFORNIA CHART NO. 500

MADE IN U.S.A.

CALIFORNIA COMPUTER PRODUCTS, INC. ANAHEIM

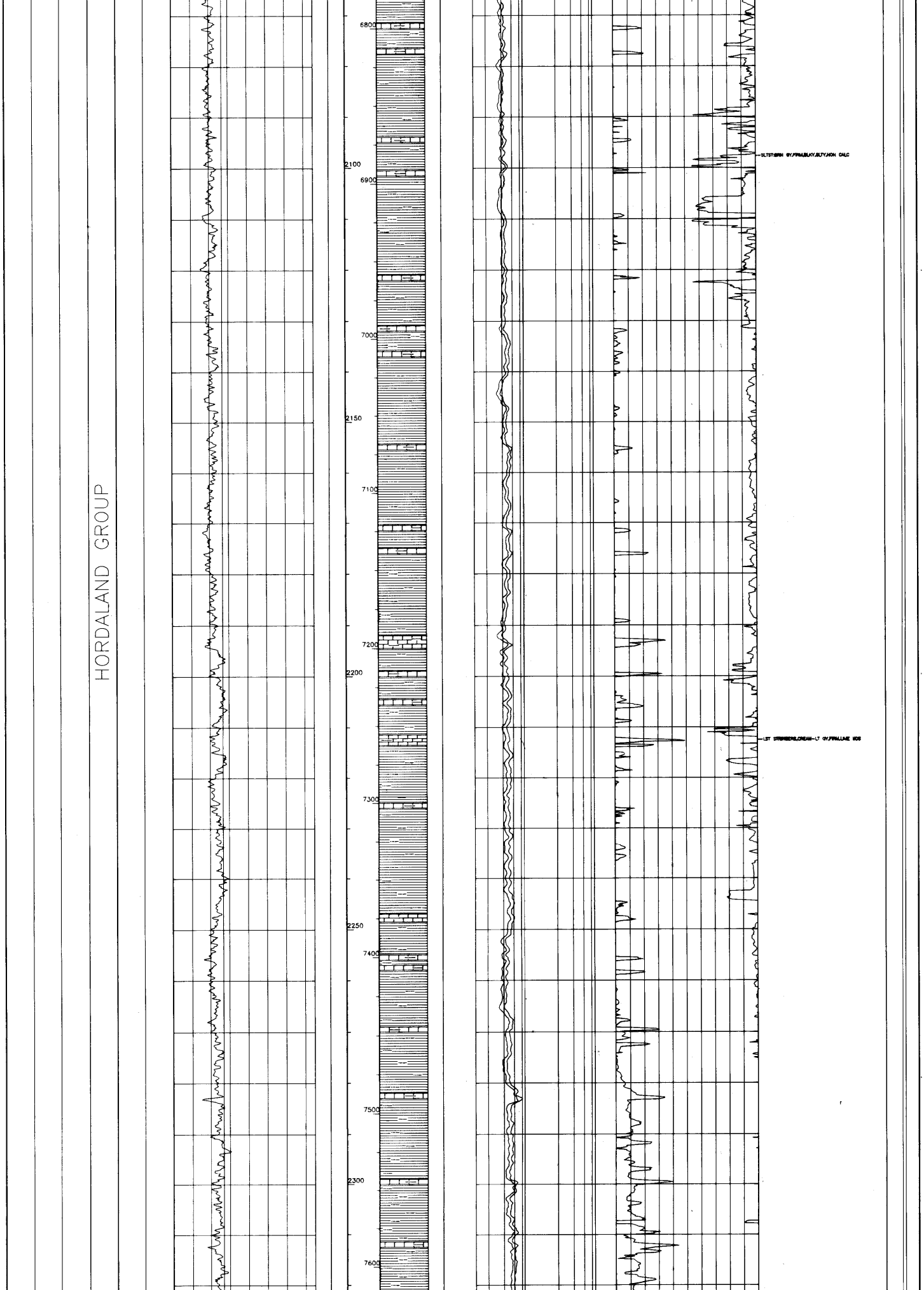

CALIFORNIA CHART NO. 500 MADE IN U.S.A.
CALIFORNIA COMPUTER PRODUCTS, INC. ANAHEIM, CALIFORNIA CHART NO. 500 MADE IN U.S.A.
CALIFORNIA COMPUTER PRODUCTS, INC. AN

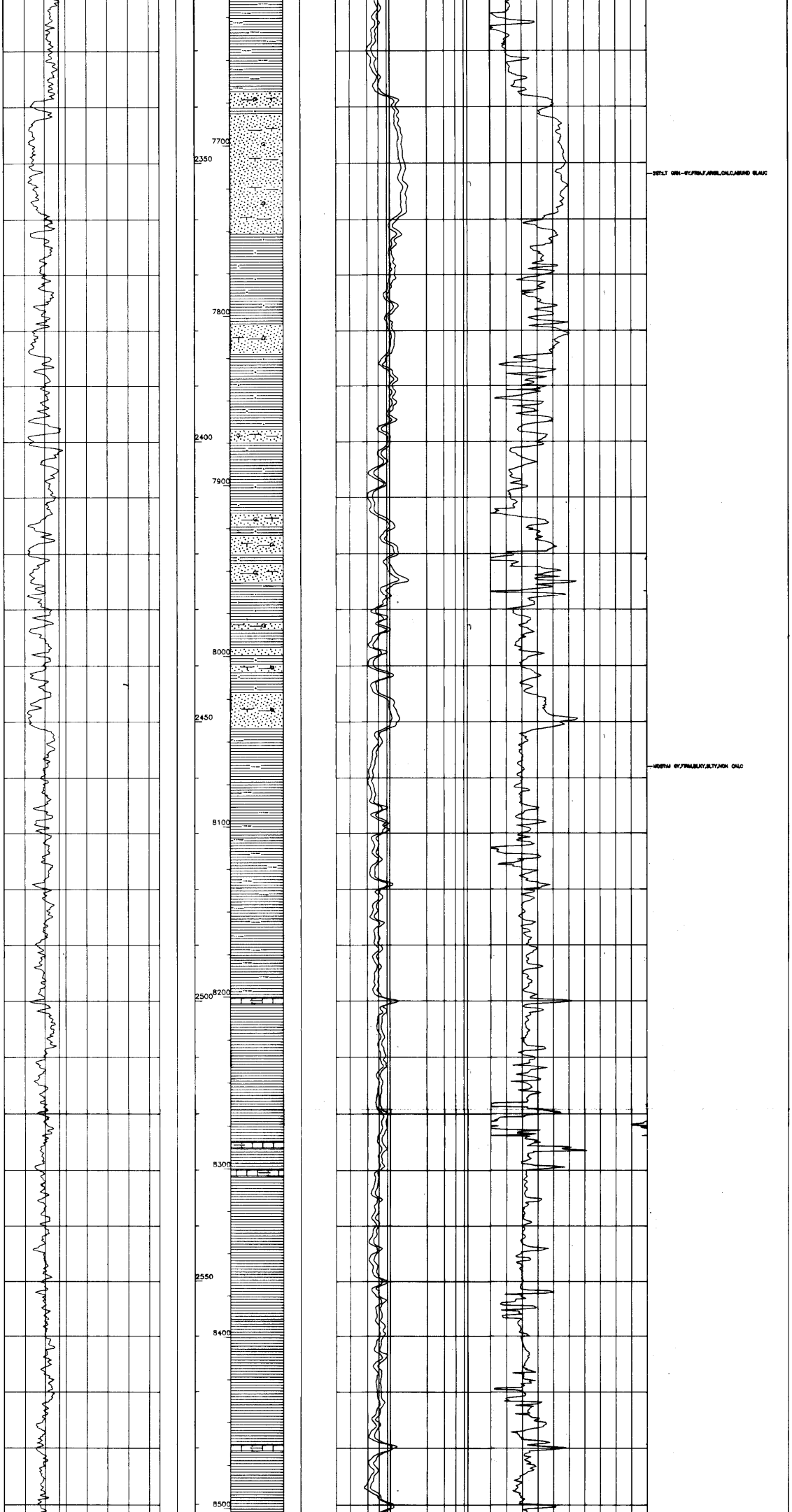

ANAHEIM, CALIFORNIA CHART NO. 500 MADE IN USA CALIFORNIA COMPUTER PRODUCTS, INC. ANAHEIM, CALIFORNIA CHART NO. 500 MADE IN USA

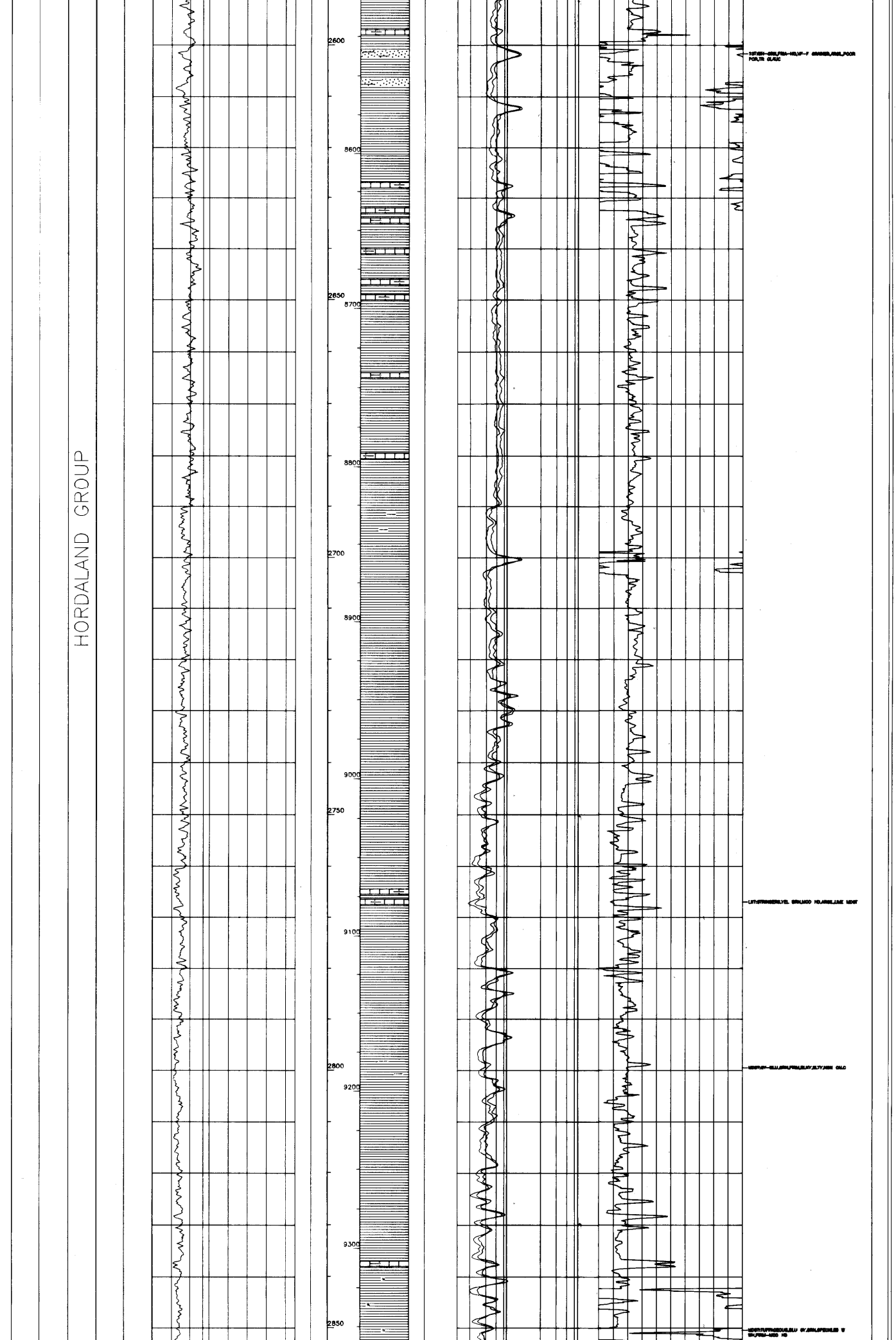

CALIFORNIA COMPUTER PRODUCTS, INC. ANAHEIM, CALIFORNIA CHART NO. 500
MADE IN USA
CALIFORNIA COMPUTER PRODUCTS, INC. ANAHEIM, CALIFORNIA CHART NO 500
MADE IN USA



CALIFORNIA COMPUTER PRODUCTS, INC. ANAHEIM, CALIFORNIA CHART NO. 500
MADE IN U.S.A.
CALIFORNIA COMPUTER PROD
CALIFORNIA COM

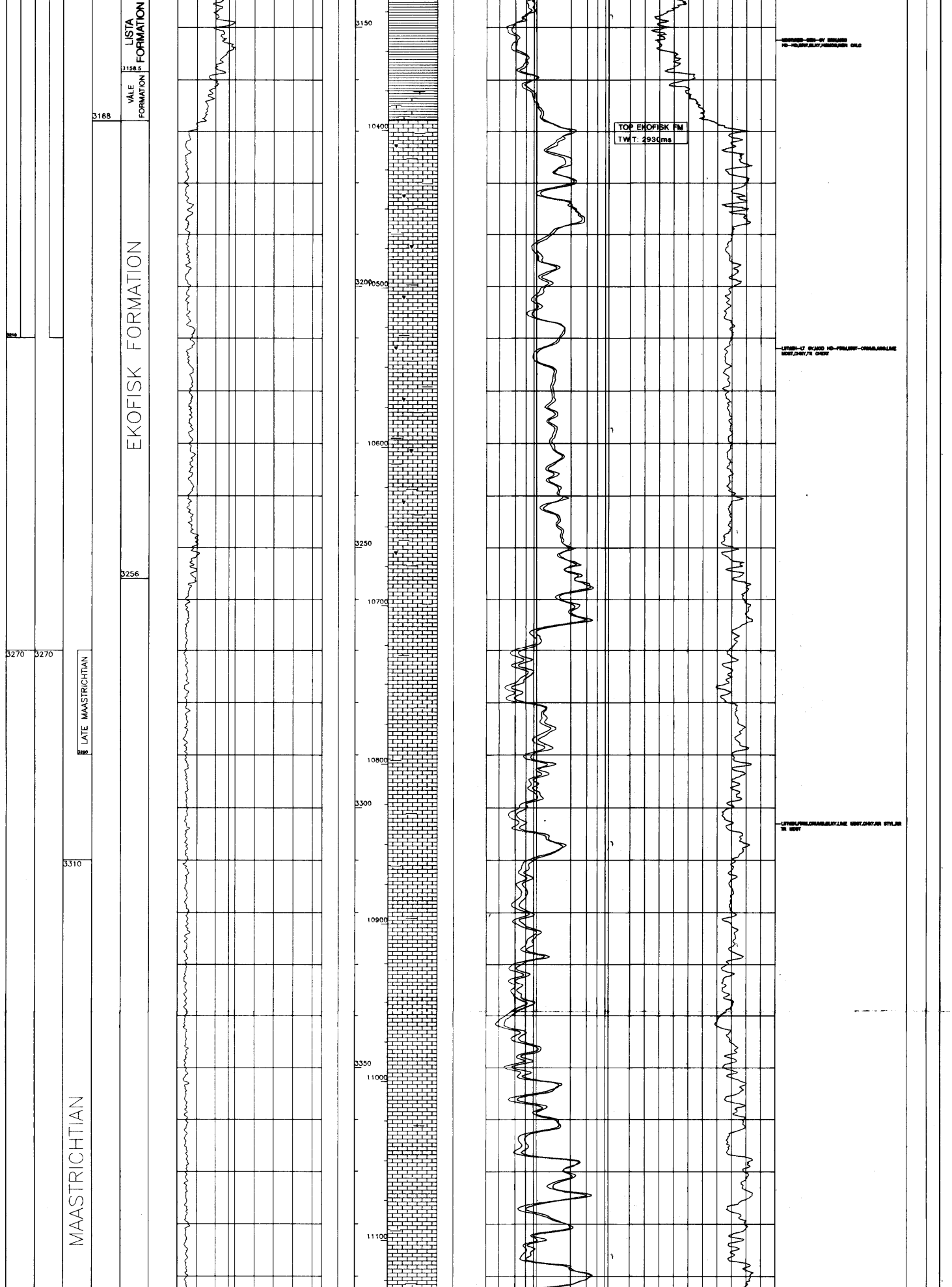

CALIFORNIA COMPUTER PRODUCTS, INC. ANAHEIM, CALIFORNIA CHART NO. 500 MADE IN USA
CALIFORNIA COMPUTER PRODUCTS, INC. ANAHEIM, CALIFORNIA CHART NO. 500 MADE IN USA

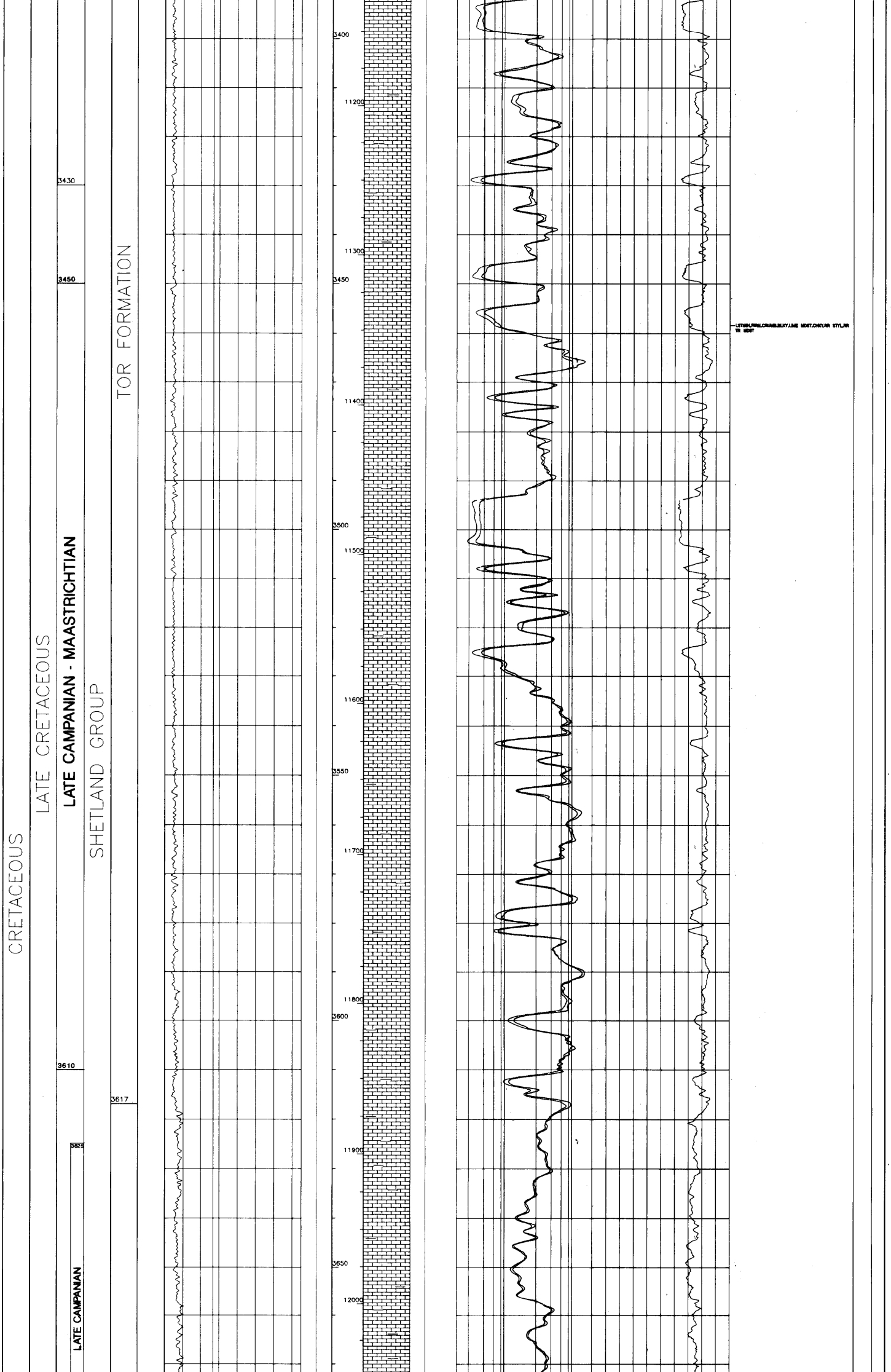

CALIFORNIA COMPUTER PRODUCTS, INC. ANAHEIM, CALIFORNIA CHART NO. 500
MADE IN USA
CALIFORNIA COMP
CALIFORNIA COMPUTER PRODUCTS, INC. ANAHEIM, CALIFORNIA CHART NO. 500
MADE IN USA

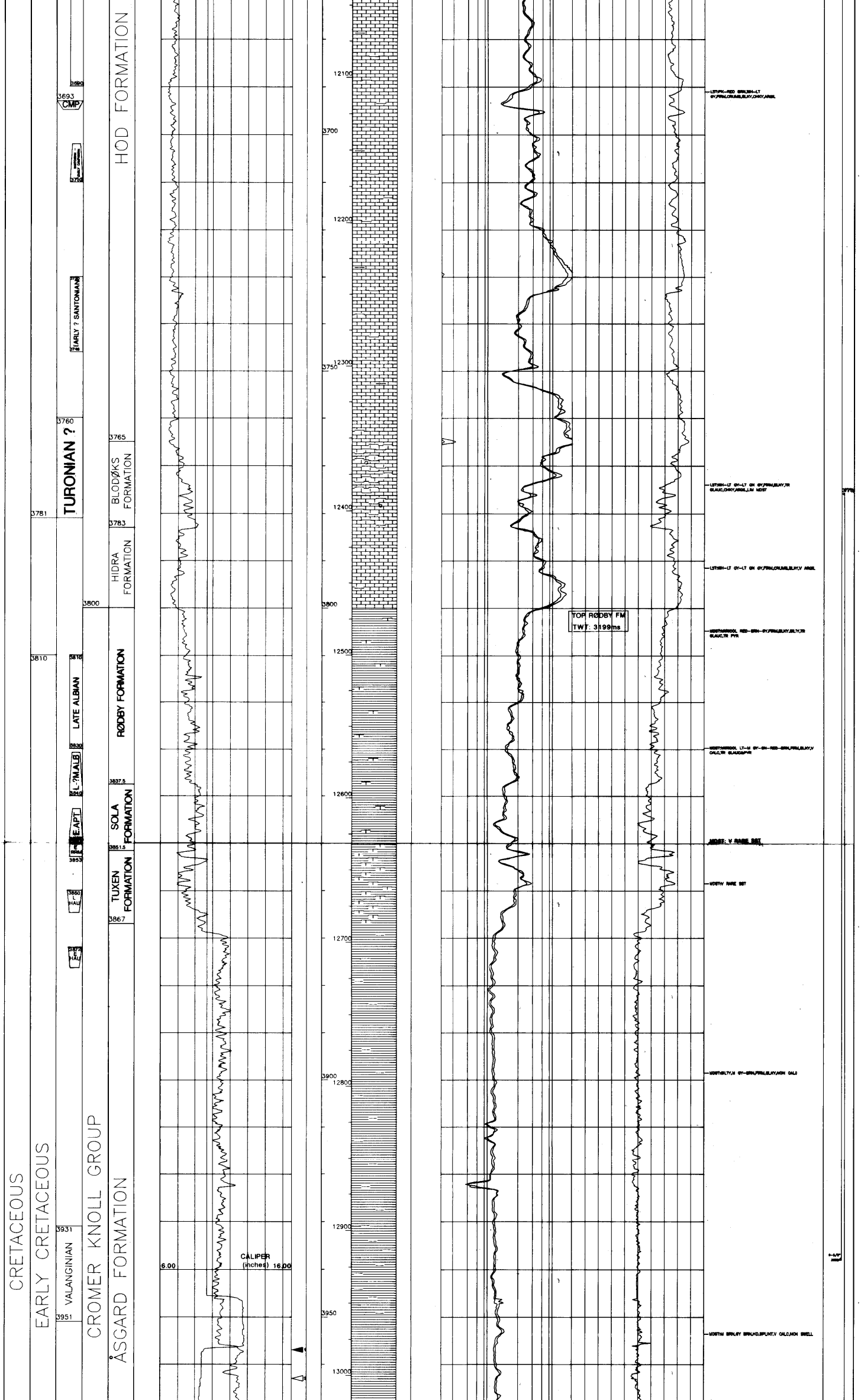

CALIFORNIA COMPUTER PRODUCTS, INC. ANAHEIM, CALIFORNIA CHART NO. 500
MADE IN U.S.A.
CALIFORNIA COMPUTER PRODUCTS, INC. ANAHEIM, CALIFORNIA CHART NO. 500
MADE IN U.S.A.

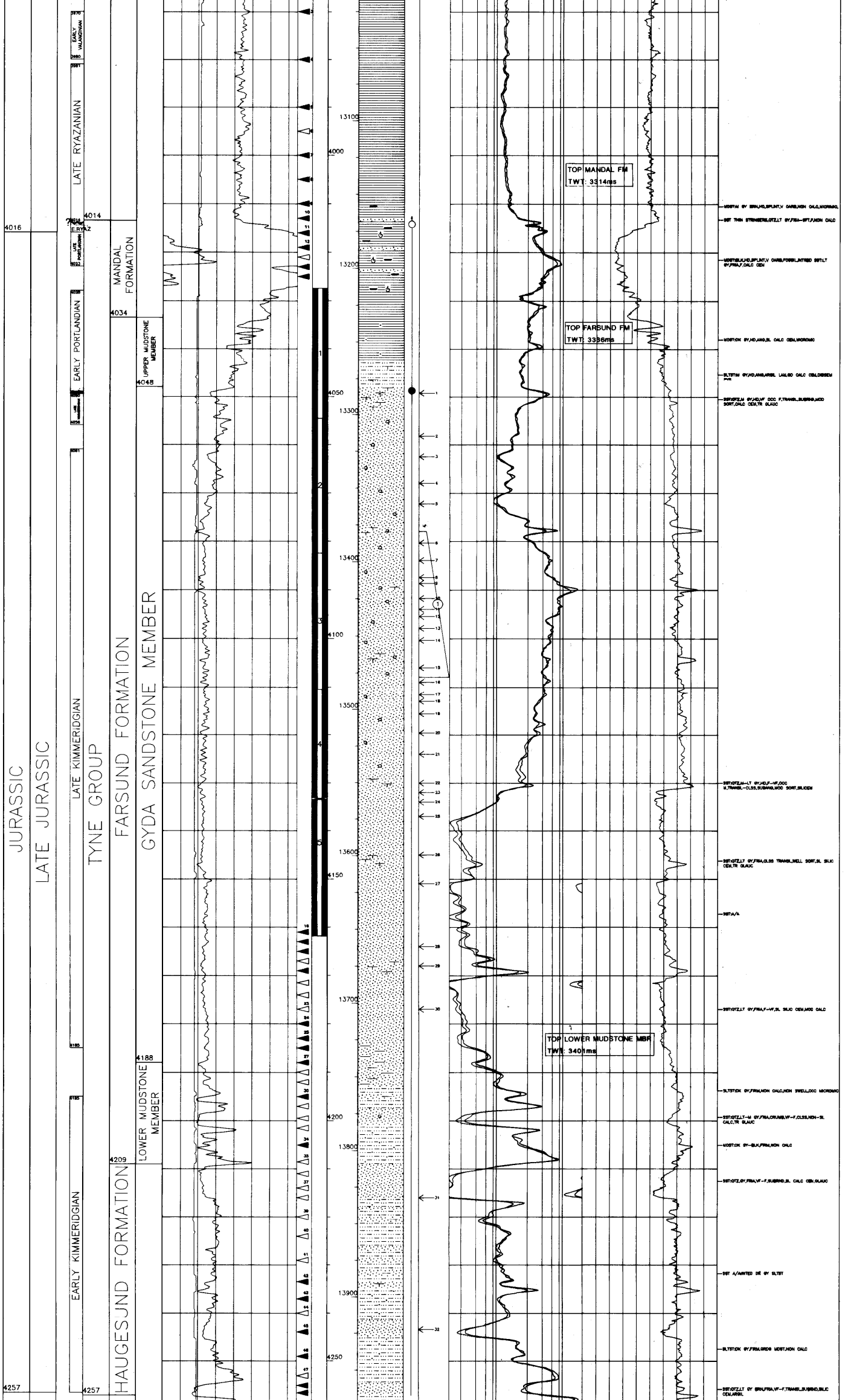

CALIFORNIA COMPUTER PRODUCTS, INC. ANAHEIM, CALIFORNIA CHART NO. 500 MADE IN U.S.A.

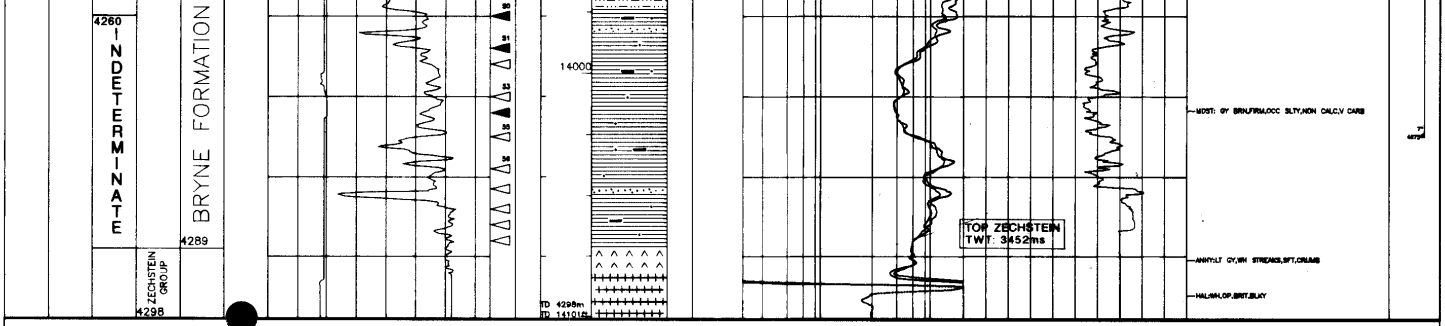

SIDEWALL CORE DESCRIPTIONS

LOGGING RUN No.	CORE No.	DEPTH (m)	RECOVERY	LITHOLOGICAL DESCRIPTION
	1	3957.0	POOR RECOVERY	MDST:M BRN,HD,BRIT,SPLINT,HOMOG,V CALC,MOD BRI YEL WH FLUOR
	2	3963.0	LOST BULLET	
	3	3970.0	POOR RECOVERY	MDST:M BRN,HD,BRIT,SPLINT,HOMOG,V CALC,POOR DULL YEL WH FLUOR
	4	3980.0	POOR RECOVERY	MDST:LT-M BRN,HD,V CALC,MOD GD PTCHY DLL YEL-BRI YEL WH FLUOR
	5	3990.0	MODERATE RECOVERY	MDST:M BRN,HD,ANG,BRI,MOD GD PTCHY DLL YEL-BRI YEL WH FLUOR
	6	3995.0	LOST BULLET	
	7	4000.0	POOR RECOVERY	MDST:M BRN,HD,BRIT,ANG,CALC,MOD GD DLL-BRI YEL WH FLUOR
	8	4005.0	POOR RECOVERY	MDST:M-DK GY BRN,BLK BRN,HD,V CARB,NO CALC,MOD GD DLL YEL FLUOR
	9	4010.0	POOR RECOVERY	MDST:M-DK GY BRN,HD,V CARB,MICROMIC,NO CALC,PTCHY MOD GD DLL YEL
	10	4013.0	POOR RECOVERY	SST:QRTZ,LT-M GY,WH,SFT,NO CALC,VSBLE POR,V GD BRI BLU WH-YEL WH
	11	4016.0	POOR RECOVERY	MDST:DK GY BRN-BLK,V HD,NO CALC,CARB,GD DLL YEL FLUOR
	12	4019.0	MODERATE RECOVERY	SST:WH-LT GY,V SFT,QRTZ,ANG,CALC,V GD POR,V GD BRI BLE WH FLUOR
	13	4021.0	LOST BULLET	
	14	4023.0	POOR RECOVERY	MDST:M-DK GY BRN,HD,ANG,CALC,MICROMIC,NO FLUOR
	15	4025.0	POOR RECOVERY	SST:QTZ,LT GY BRN,SFT-HD,V F,SILIC CEM,V CALC,
	16	4161.0	MODERATE RECOVERY	SST:QTZ,LT GY BRN,SFT-HD,FRIA,V F,SILIC CEM,V CALC
	17	4163.0	POOR RECOVERY	SST:QTZ,LT GY BRN,BRIT-FRIA,V F-F,SILIC CEM,CALC,SLGHTY ARGIL MTX
	18	4165.0	POOR RECOVERY	SST:QTZ,LT GY BRN,F,BRIT,V F-F,SILIC CEM, CALC,SLGHT ARGIL MTX
	19	4167.0	EMPTY	
	20	4169.0	GOOD RECOVERY	SST:QTZ,LT GY BRN,FIRM,FRIA,V F-F,SILIC CEM,CALC,SLGHTY ARGIL MTX
	21	4171.5	EMPTY	
	22	4174.0	EMPTY	
	23	4177.0	EMPTY	
	24	4180.0	POOR RECOVERY	SST:QTZ,LT GY,SFT,FRIA,CRUMB,F-V F,SILIC CEM,SLGHTY CALC,POR
	25	4183.0	POOR RECOVERY	SST:QTZ,LT GY-WH,MOD HD,BRIT,BLKY,V F-F,TRANSL,CALC,SILIC CEM,
	26	4185.0	POOR RECOVERY	SST:QTZ,MOT LT-M GY BRN/GY,MOD HD,BRIT,V F-F,CALC,SILIC CEM,V ARG
	27	4188.0	POOR RECOVERY	SLTST:M GY-BRN,MOD HD, BRIT,BLKY,MICROMIC,V CALC,SPLINT
	28	4190.0	LOST BULLET	
	29	4192.0	LOST BULLET	
	30	4195.0	POOR RECOVERY	MDST:M-DK BRN,MOD HD,BLKY,SLGHTY SLT,MICROMIC,SLGHTY CALC,BRIT,
	31	4197.0	MISFIRE	
	32	4199.5	MISFIRE	
	33	4201.5	MISFIRE	
	34	4205.0	POOR RECOVERY	SST:QTZ,LT GY-WH,SFT,V F-F,TRANSL,SILIC CEM,V SLGHTY CALC,GLAUC
	35	4208.5	MISFIRE	
	36	4211.0	LOST BULLET	
	37	4214.0	LOST BULLET	
	38	4218.0	MISFIRE	
	39	4220.0	LOST BULLET	
	40	4224.0	LOST BULLET	
	41	4229.0	MISFIRE	
	42	4233.5	POOR RECOVERY	SST:QTZ,LT GY-WH,SFT,FRIA,V F-F,SILIC CEM,SLGTHY CALC,SLGT ARGIL
	43	4237.0	MODERATE RECOVERY	SST:QTZ,LT GY-WH,SFT,FRIA,V F-F,TRANSL,SILIC CEM,SLGHTY CALC,
	44	4240.0	MISFIRE	
	45	4244.0	POOR RECOVERY	SST:QTZ,LT GY-WH,SFT,FRIA,V F,TRANSL,SILIC SEM,SLGHT CALC+ARGIL
	46	4249.0	POOR RECOVERY	SST:QTZ,LT GY-WH,SFT,FRIA,V F,TRANS,SILIC CEM,SLGHTY CALC+ARGIL
	47	4253.0	LOST BULLET	
	48	4253.0	POOR RECOVERY	SST:QTZ,LT GY BRN,SFT,FRIA,TRANS,V F-F,SILIC CEM,ARGIL,SUBRND
	49	4256.5	POOR RECOVERY	SST:QTZ,LT GY BRN,SFT,FRIA,V F- F,TRANSL,SILIC CEM,ARGIL,SUBRND
	50	4260.0	POOR RECOVERY	SST:QTZ,LT GY BRN,SFT,FRIA,V F-F,TRANSL,SILIC CEM,ARGIL,SUBRND
	51	4264.0	POOR RECOVERY	SST:QTZ,DK GY BLK,HD,BLKY,V F-F,SILIC CEM,ARGIL,SUBRND,SUBSPHERIC
	52	4266.0	LOST BULLET	
	53	4270.0	MISFIRE	
	54	4272.0	POOR RECOVERY	MDST:DK GY BLK-BLK BRN,HD, BLKY,V CARB,NON CALC,MICROMIC,SUBFIS
	55	4275.0	LOST BULLET	
	56	4279.0	LOST BULLET	
	57	4281.5	LOST BULLET	
	58	4284.0	LOST BULLET	
	59	4286.0	LOST BULLET	
	60	4288.0	LOST BULLET	

2/1-9

AUTHOR: **G.B.J.**   PLOTTED BY: A M FROILAND   DATE: 25-SEP-1991 15:44