

Denne rapport
tilhører



L&U-ARKIVET

L.NR. 12484050051

KODE Well 31/3-1 nr 32


Returneres etter bruk

STATOIL

GRAIN SIZE DISTRIBUTION
ANALYSIS

WELL: 31/3-1

DATE: JANUARY 1984



GECO
GEOPHYSICAL COMPANY
OF NORWAY A/S



STATOIL
GRAIN SIZE DISTRIBUTION
ANALYSIS

WELL: 31/3-1

DATE: JANUARY 1984



GRAIN SIZE DISTRIBUTION ANALYSIS

The samples were cleaned by extraction using first methanol and then toluene. Grain size distribution was determined by dry sieving using a sonic siever. Fractional weight, and fractional and cumulative weight percents have been reported for all sizes.



GRAIN SIZE DISTRIBUTION

Depth : 1363.0 m
Original total weight : 10.156 g
Retained total weight : 10.088 g

<u>SIEVE</u> <u>APERTURE</u> microns	<u>WEIGHT</u> <u>RETAINED</u> g	<u>WEIGHT PERCENTAGES</u> <u>RETAINED</u>	
		Ind. %	Cum. %
710	0.527	5.22	5.22
500	1.363	13.51	18.74
355	1.564	15.50	34.24
250	2.640	26.17	60.41
150	1.656	16.42	76.82
75	1.258	12.47	89.29
45	0.523	5.18	94.48
38	0.086	0.85	95.33
25	0.324	3.21	98.54
Less than 25	0.147	1.46	100.00

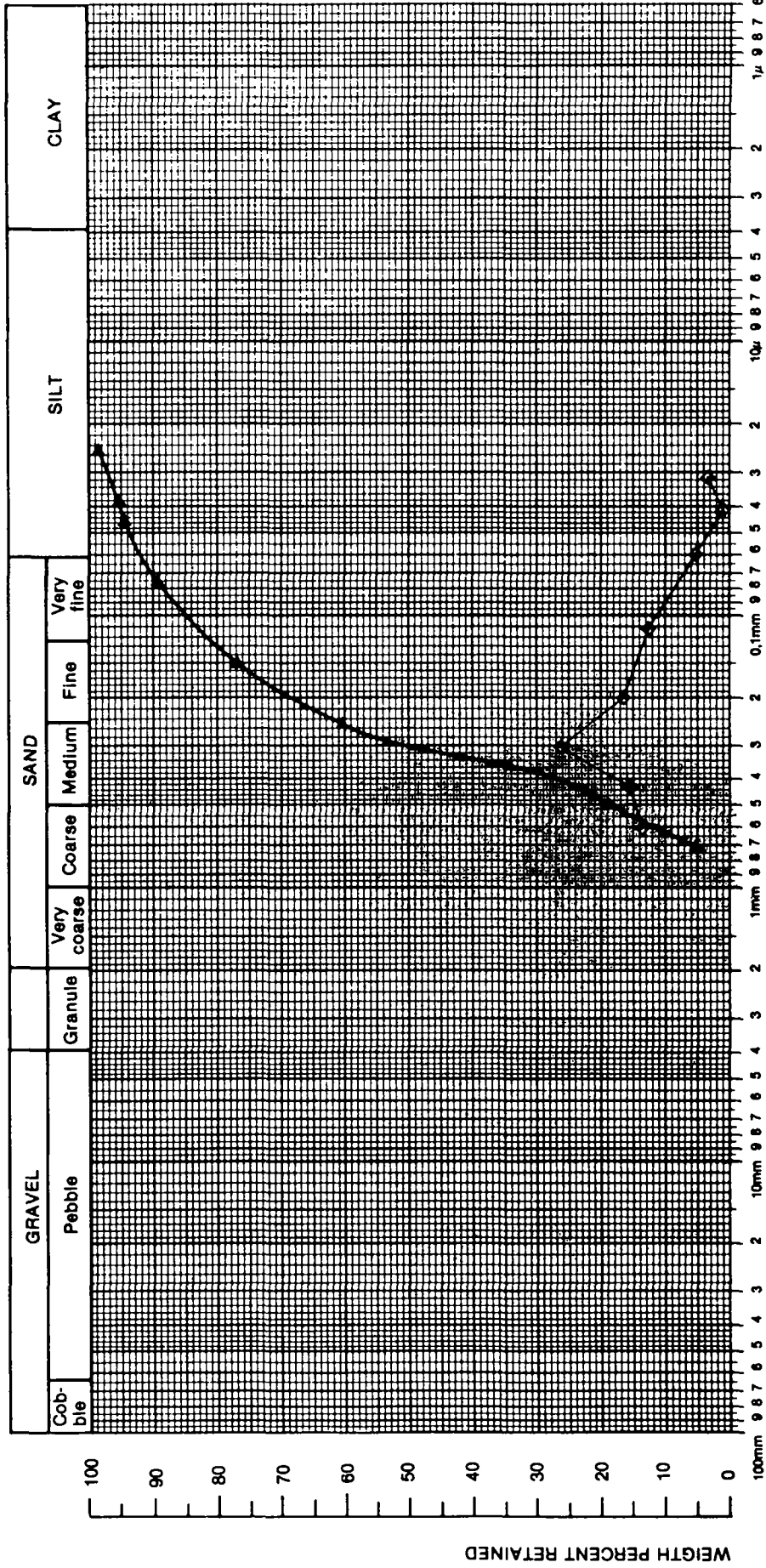


Grain Size Distribution

COMPANY : STATOIL A/S

WELL : 31/3-1

DEPTH : 1363.0 m



GRAIN SIZE

Diameters (Microns)			Sorting coeff.		
d_{10}	d_{50}	d_{75}	d_{90}	$C = \frac{d_{40}}{d_{60}}$	$S_o = \sqrt{\frac{d_{25}}{d_{75}}}$
640	340	300	70	4.86	1.62



GRAIN SIZE DISTRIBUTION

Depth : 1375.4 m
Original total weight : 20.451 g
Retained total weight : 20.372 g

<u>SIEVE</u> <u>APERTURE</u> microns	<u>WEIGHT</u> <u>RETAINED</u> g	<u>WEIGHT PERCENTAGES</u> <u>RETAINED</u>	
		Ind. %	Cum %
1000	0.051	0.25	0.25
710	0.099	0.48	0.73
500	0.126	0.62	1.35
355	0.259	1.27	2.62
250	1.179	5.79	8.41
150	4.476	21.97	30.38
75	11.528	56.59	86.97
45	1.612	7.91	94.88
38	0.372	1.83	96.71
25	0.328	1.61	98.32
Less than 25	0.342	1.68	100.00

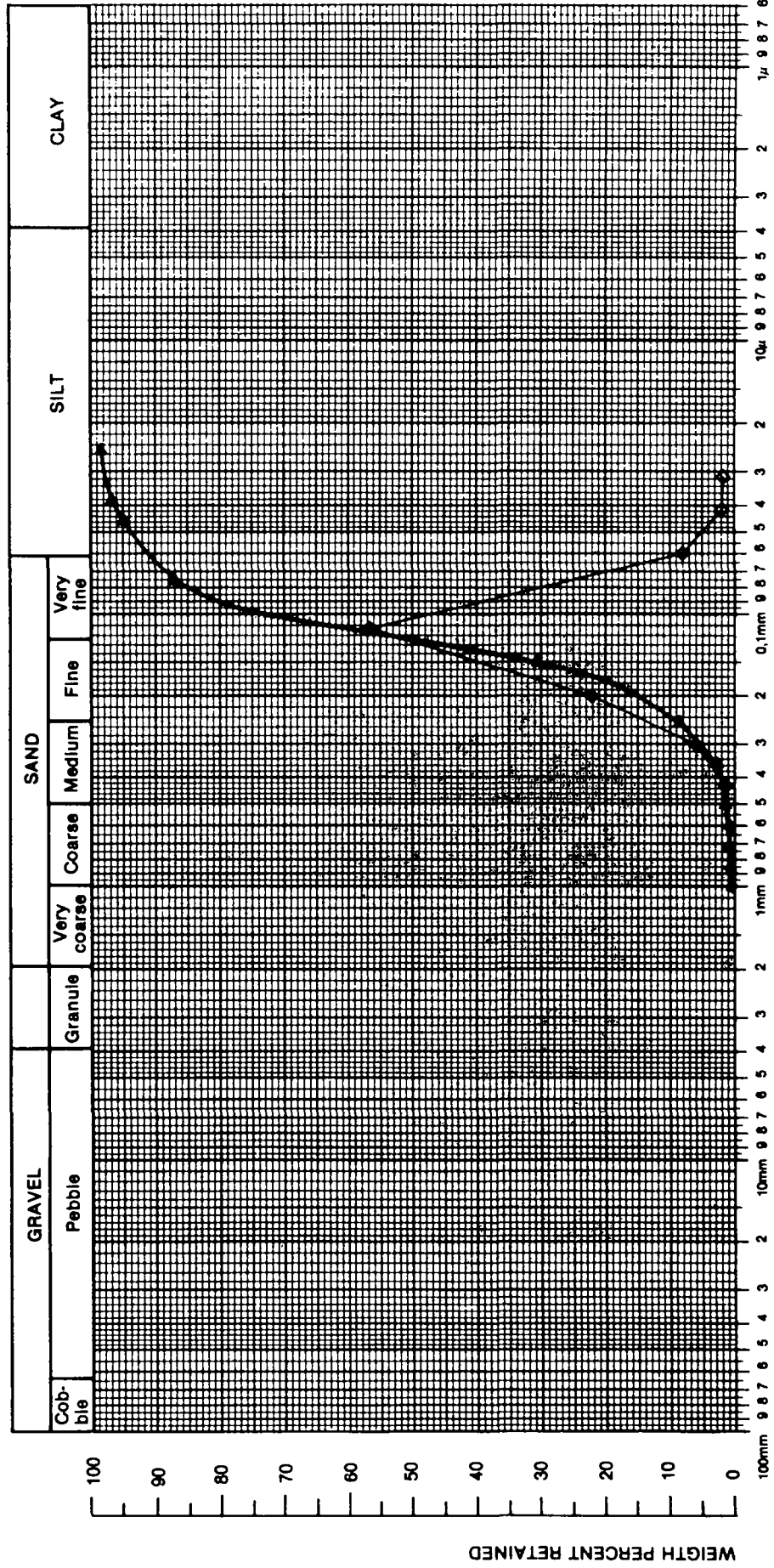


COMPANY : STATOIL A/S

WELL : 31/3-1

DEPTH : 1375.4 m

Grain Size Distribution



GRAIN SIZE

Diameters (Microns)			Sorting coeff.	
d_{10}	d_{50}	d_{90}	$C = \frac{d_{40}}{d_{60}}$	$S_o = \sqrt{\frac{d_{25}}{d_{75}}}$
240	135	65	2.08	1.29



GRAIN SIZE DISTRIBUTION

Depth : 1377.8 m
Original total weight : 20.707 g
Retained total weight : 20.567 g

<u>SIEVE</u> <u>APARATURE</u> microns	<u>WEIGHT</u> <u>RETAINED</u> g	<u>WEIGHT PERCENTAGES</u> <u>RETAINED</u>	
		Ind. %	Cum %
1000	0.120	0.58	0.58
710	1.350	6.56	7.14
500	5.462	26.55	33.69
355	6.159	29.95	63.64
250	4.300	20.91	84.55
150	1.558	7.58	92.13
75	0.948	4.61	96.74
45	0.292	1.42	98.16
Less than 45	0.378	1.84	100.00

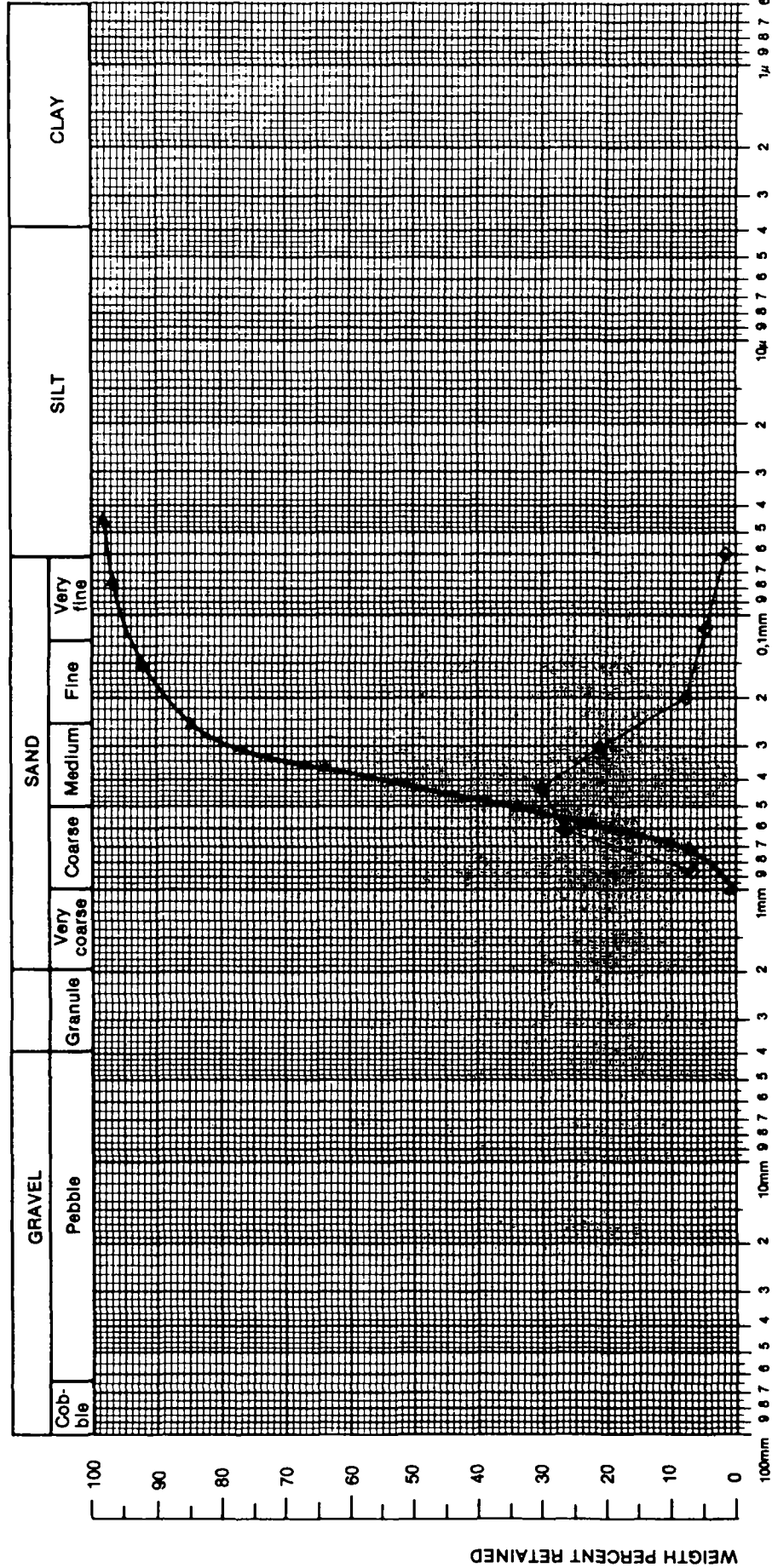


COMPANY : STATOIL A/S

WELL : 31/3-1

DEPTH : 1377.8 m

Grain Size Distribution



Diameters (Microns)			Sorting coeff.	
d_{10}	d_{50}	d_{90}	$C = \frac{d_{40}}{d_{60}}$	$S_o = \sqrt{\frac{d_{25}}{d_{75}}}$
675	425	180	2.64	1.32



GRAIN SIZE DISTRIBUTION

Depth : 1385.0 m
Original total weight : 20.832 g
Retained total weight : 20.706 g

<u>SIEVE</u> <u>APARATURE</u> microns	<u>WEIGHT</u> <u>RETAINED</u> g	<u>WEIGHT PERCENTAGES</u> <u>RETAINED</u>	
		Ind. %	Cum %
1400	0.083	0.40	0.40
1000	0.476	2.30	2.70
710	2.556	12.34	15.04
500	3.525	17.02	32.06
355	2.515	12.15	44.21
250	4.413	21.31	65.52
150	4.715	22.77	88.29
75	1.732	8.37	96.66
45	0.336	1.62	98.28
Less than 45	0.355	1.72	100.00

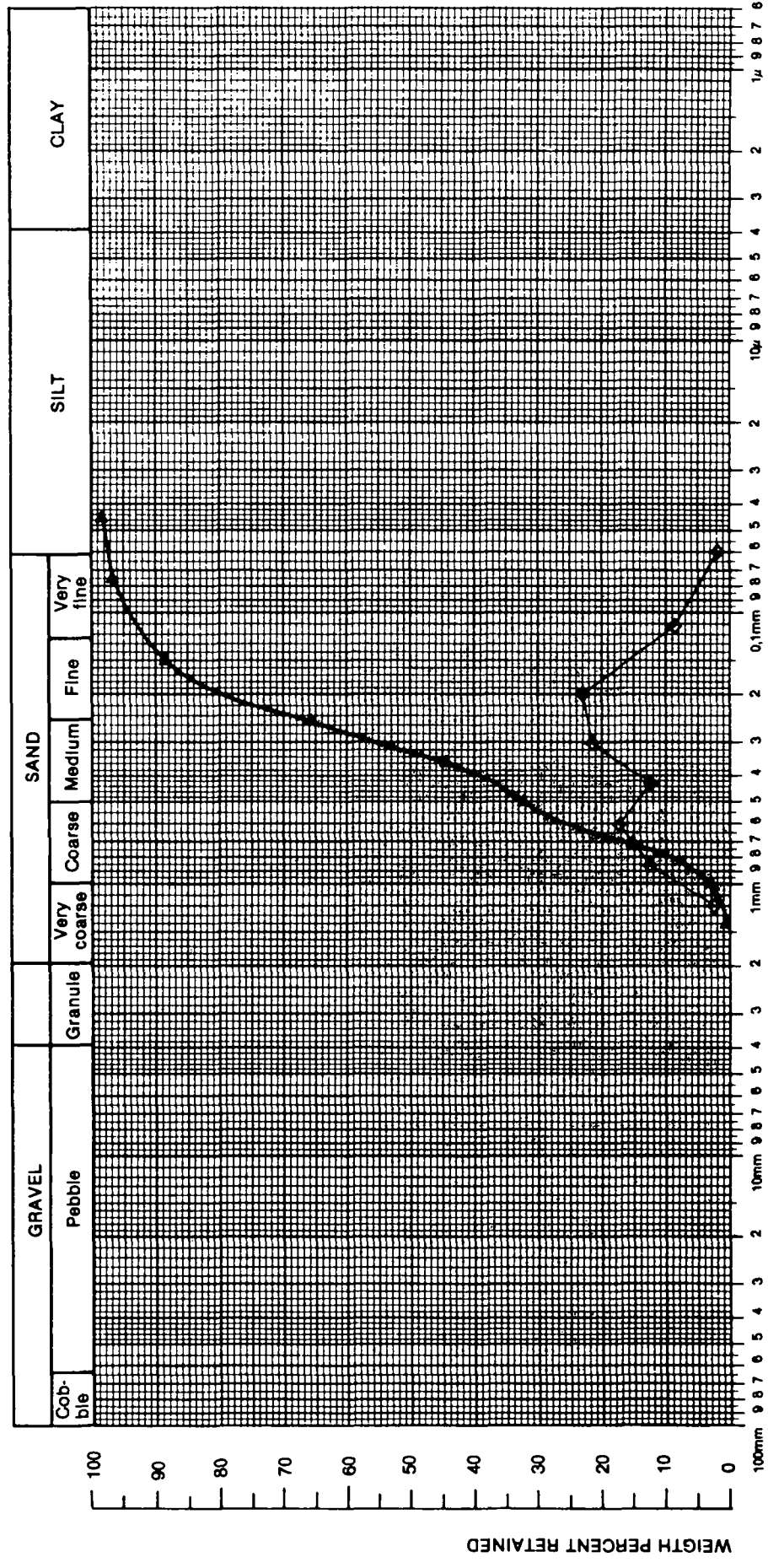


COMPANY : STATOIL A/S

WELL : 31/3-1

DEPTH : 1385.0 m

Grain Size Distribution



GRAIN SIZE

Diameters (Microns)				Sorting coeff.	
d ₁₀	d ₄₀	d ₅₀	d ₇₅	d ₉₀	S ₀ = $\sqrt{\frac{d_{25}}{d_{75}}}$
780	330	330	220	140	1.67
				2.79	



GRAIN SIZE DISTRIBUTION

Depth : 1390.0 m
Original total weight : 11.403 g
Retained total weight : 11.068 g

<u>SIEVE</u> <u>APERTURE</u> microns	<u>WEIGHT</u> <u>RETAINED</u> g	<u>WEIGHT PERCENTAGES</u> <u>RETAINED</u>	
		Ind.%	Cum.%
710	0.052	0.47	0.47
500	0.186	1.68	2.15
355	0.207	1.87	4.02
250	0.608	5.49	9.51
150	2.227	20.12	29.64
75	5.227	47.23	76.86
45	1.401	12.66	89.52
38	0.435	3.93	93.45
25	0.311	2.81	96.26
15	0.188	1.70	97.96
Less than 15	0.226	2.04	100.00

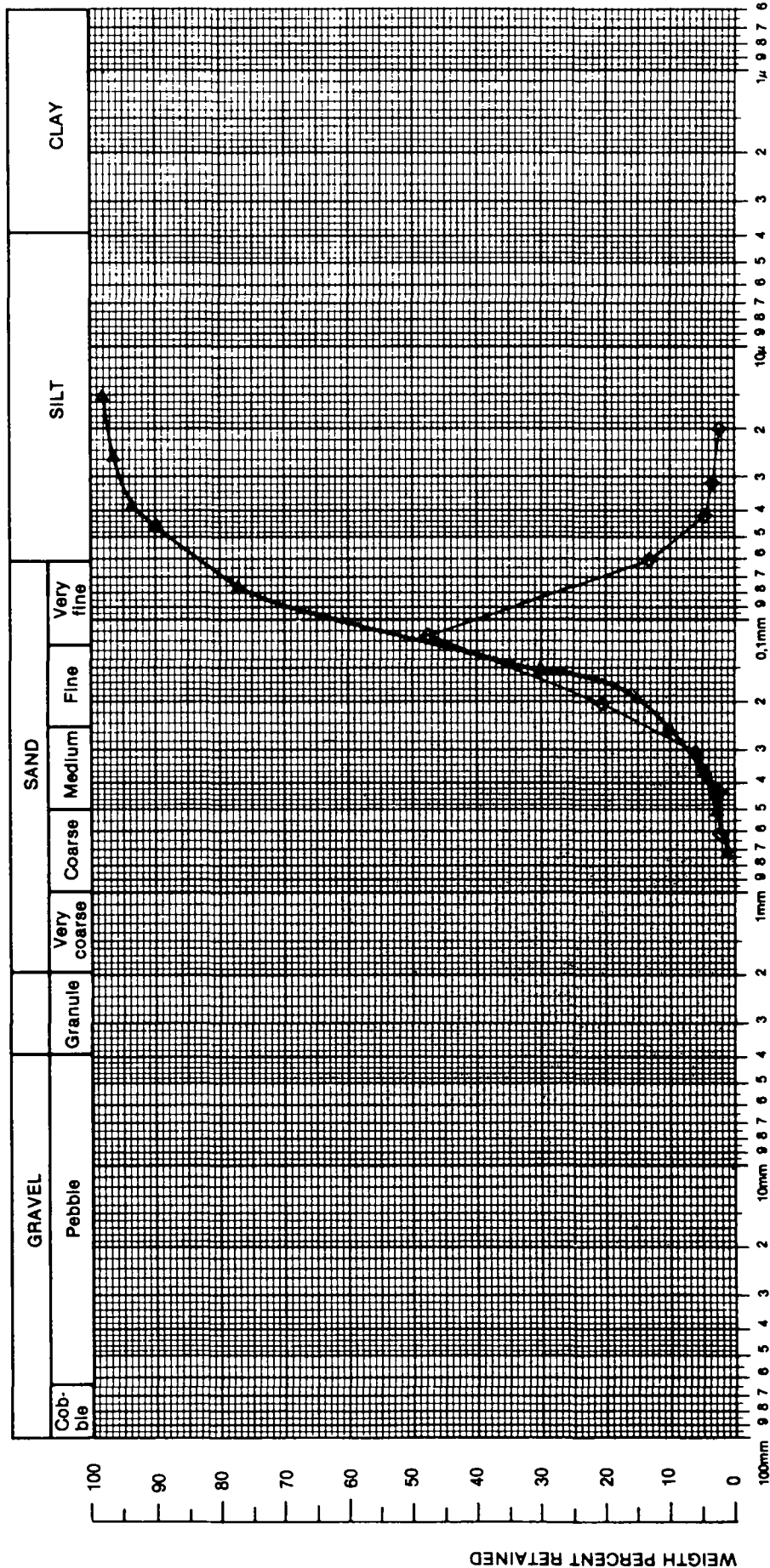


COMPANY : STATOIL A/S

WELL : 31/3-1

DEPTH : 1390.0 m

Grain Size Distribution



GRAIN SIZE

Diameters (Microns)			Sorting coeff.			
d_{10}	d_{40}	d_{50}	d_{75}	d_{90}	$C = \frac{d_{40}}{d_{60}}$	$S_o = \sqrt{\frac{d_{25}}{d_{75}}}$
250	135	118	80	46	2.94	1.41



GRAIN SIZE DISTRIBUTION

Depth : 1395.0 m
Original total weight : 20.009 g
Retained total weight : 19.827 g

<u>SIEVE</u> <u>APERTURE</u> microns	<u>WEIGHT</u> <u>RETAINED</u> g	<u>WEIGHT PERCENTAGES</u> <u>RETAINED</u>	
		Ind.%	Cum.%
1000	0.447	2.25	2.25
710	1.693	8.54	10.79
500	2.012	10.15	20.94
355	1.622	8.18	29.12
250	2.099	10.59	39.71
150	4.471	22.55	62.26
75	4.203	21.20	83.46
45	1.382	6.97	90.43
38	0.637	3.21	93.64
25	0.571	2.88	96.52
15	0.312	1.57	98.09
Less than 15	0.378	1.91	100.00

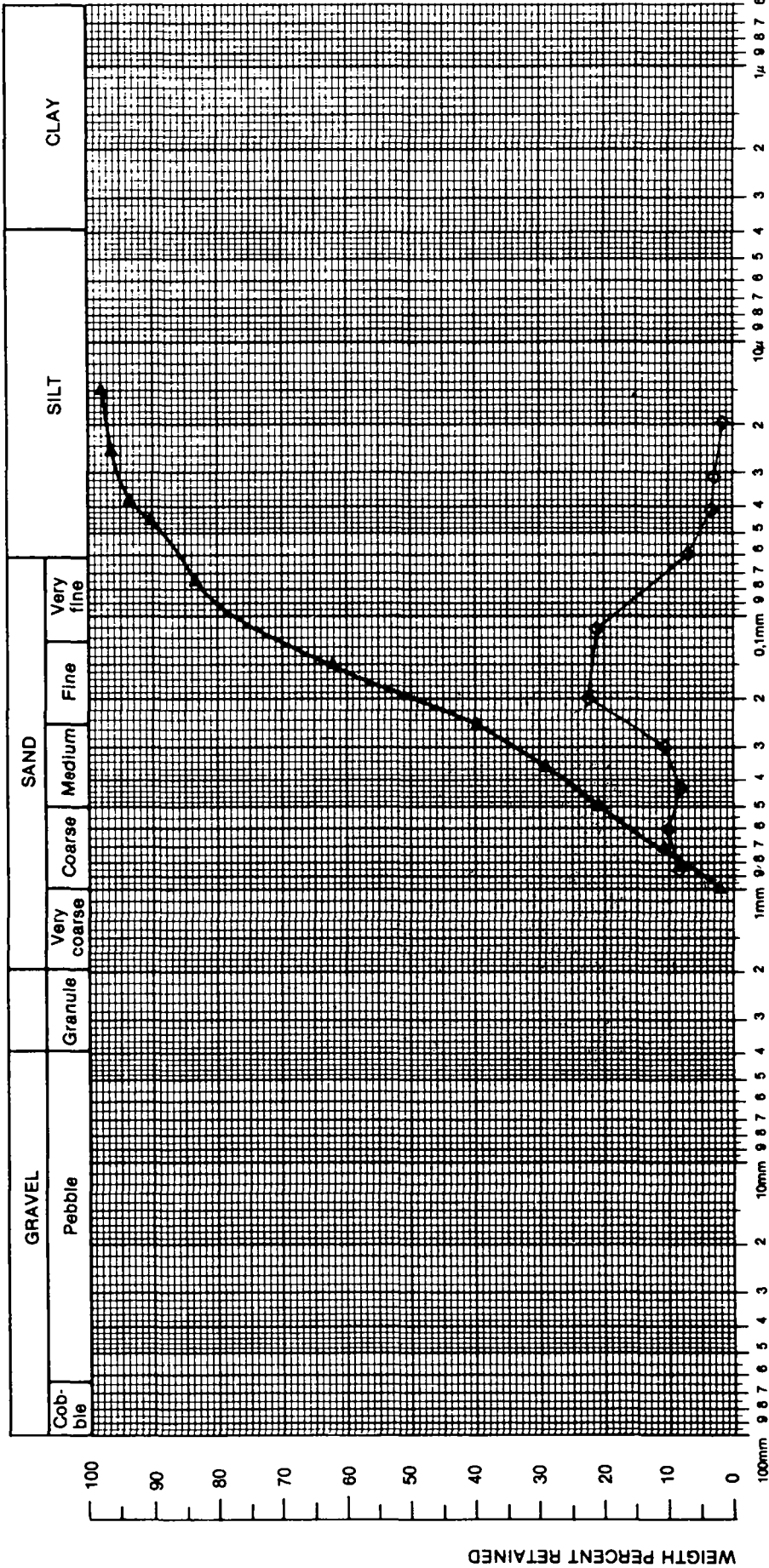
COMPANY : STATOIL A/S

WELL : 31/3-1

DEPTH : 1395.0 m



Grain Size Distribution



GRAIN SIZE

Diameters (Microns)				Sorting coeff.	
d_{10}	d_{40}	d_{50}	d_{75}	$C = \frac{d_{40}}{d_{60}}$	$S_o = \sqrt{\frac{d_{25}}{d_{75}}}$
750	250	200	110	5.44	1.95



GRAIN SIZE DISTRIBUTION

Depth : 1403.6 m
Original total weight : 21.305 g
Retained total weight : 20.919 g

<u>SIEVE</u> <u>APERTURE</u> microns	<u>WEIGHT</u> <u>RETAINED</u> g	<u>WEIGHT PERCENTAGES</u> <u>RETAINED</u>	
		Ind.%	Cum.%
710	0.019	0.09	0.09
500	0.071	0.34	0.43
355	0.434	2.07	2.50
250	0.876	4.19	6.69
150	5.115	24.45	31.14
75	10.100	48.28	79.43
45	2.502	11.96	91.39
38	0.362	1.73	93.12
25	0.917	4.38	97.50
15	0.363	1.74	99.24
Less than 15	0.160	0.76	100.00

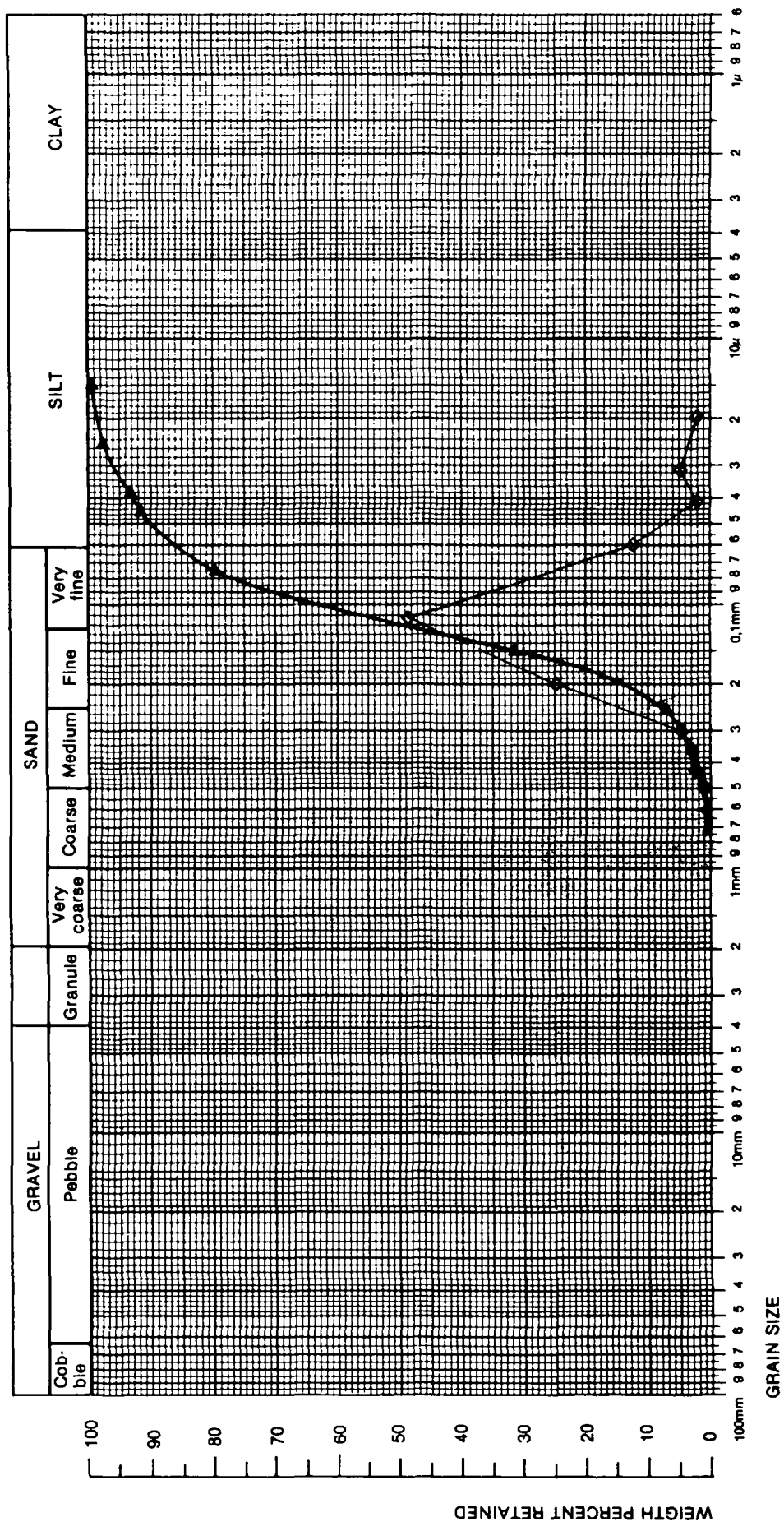


COMPANY : STATOIL A/S

WELL : 31/3-1

DEPTH : 1403.6 m

Grain Size Distribution



Diameters (Microns)				Sorting coeff.	
d ₁₀	d ₄₀	d ₅₀	d ₇₅	d ₉₀	$S_o = \sqrt{\frac{d_{25}}{d_{75}}}$
225	135	120	83	50	1.40
					$C = \frac{d_{40}}{d_{60}}$
					2.70



GRAIN SIZE DISTRIBUTION

Depth : 1415.30 m
Original total weight : 20.037 g
Retained total weight : 20.001 g

<u>SIEVE</u> <u>APERTURE</u> microns	<u>WEIGHT</u> <u>RETAINED</u> g	<u>WEIGHT PERCENTAGES</u> <u>RETAINED</u>	
		Ind.%	Cum.%
1000	0.047	0.23	0.23
710	0.260	1.30	1.53
500	0.615	3.07	4.61
355	0.903	4.51	9.12
250	1.720	8.60	17.72
150	7.046	35.23	52.95
75	7.837	39.18	92.14
45	0.702	3.51	95.65
38	0.260	1.30	96.95
25	0.316	1.58	98.53
Less than 25	0.295	1.47	100.00

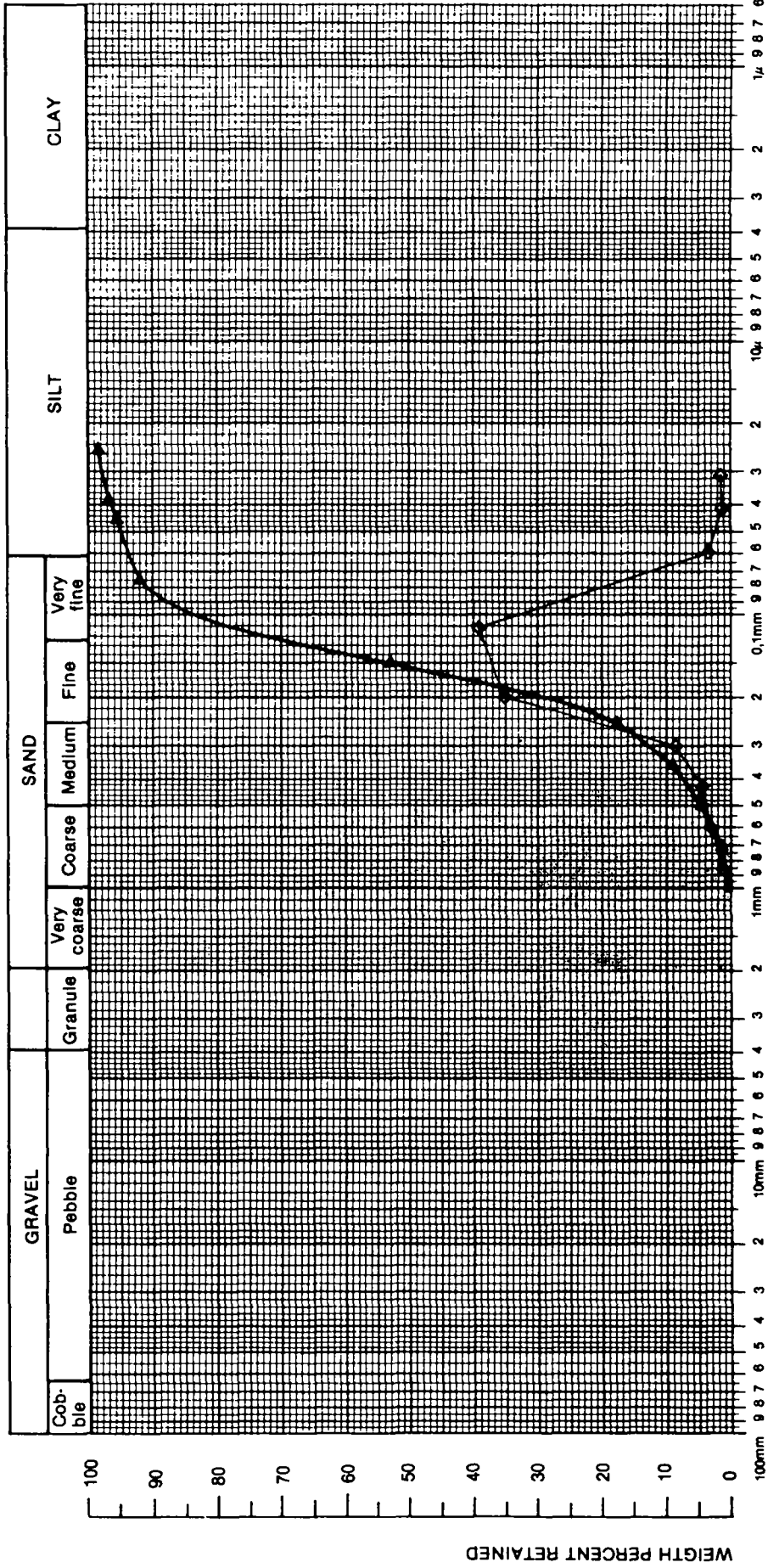


COMPANY : STATOIL A/S

WELL : 31/3-1

DEPTH : 1415.30m

Grain Size Distribution



GRAIN SIZE

Diameters (Microns)			Sorting coeff.	
d_{10}	d_{50}	d_{75}	$C = \frac{d_{40}}{d_{60}}$	$S_o = \sqrt{\frac{d_{25}}{d_{75}}}$
340	175	118	2.11	1.33
		d_{80}		
		83		



GRAIN SIZE DISTRIBUTION

Depth : 1424.40 m
Original total weight : 20.046 g
Retained total weight : 19.970 g

<u>SIEVE</u> <u>APERTURE</u> microns	<u>WEIGHT</u> <u>RETAINED</u> g	<u>WEIGHT PERCENTAGES</u> <u>RETAINED</u>	
		Ind.%	Cum.%
1000	0.064	0.32	0.32
710	0.983	4.92	5.24
500	1.007	5.04	10.29
355	0.789	3.95	14.24
250	0.934	4.68	18.91
150	3.233	16.19	35.10
75	7.547	37.79	72.89
45	3.148	15.76	88.66
38	1.039	5.20	93.86
25	0.618	3.09	96.96
Less than 25	0.608	3.04	100.00

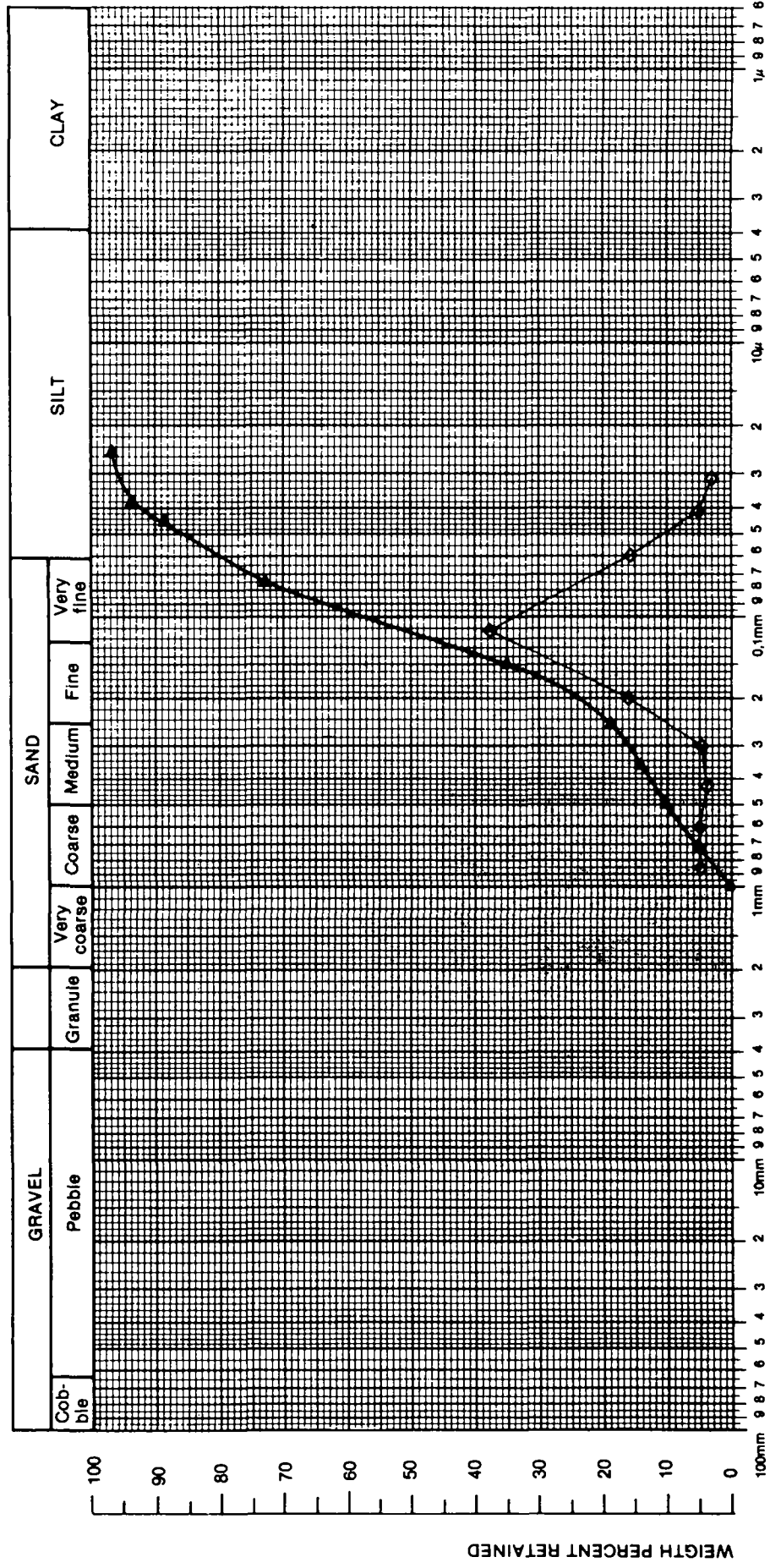


COMPANY : STATOIL A/S

WELL : 31/3-1

DEPTH : 1424.40m

Grain Size Distribution



GRAIN SIZE

Diameters (Microns)			Sorting coeff.			
d_{10}	d_{40}	d_{50}	d_{75}	d_{90}	$C = \frac{d_{40}}{d_{60}}$	$S_o = \sqrt{\frac{d_{25}}{d_{75}}}$
500	137	115	70	44	3.11	1.65



GRAIN SIZE DISTRIBUTION

Depth : 1435.30 m
Original total weight : 20.009 g
Retained total weight : 19.874 g

<u>SIEVE</u> <u>APERTURE</u> microns	<u>WEIGHT</u> <u>RETAINED</u> g	<u>WEIGHT PERCENTAGES</u> <u>RETAINED</u>	
		Ind.%	Cum.%
1000	0.032	0.16	0.16
710	0.514	2.59	2.75
500	0.716	3.60	6.35
355	0.707	3.56	9.91
250	0.958	4.82	14.73
150	3.628	18.26	32.98
75	8.848	44.52	77.50
45	2.822	14.20	91.70
38	0.531	2.67	94.37
25	0.585	2.94	97.32
15	0.427	2.15	99.47
Less than 15	0.106	0.53	100.00

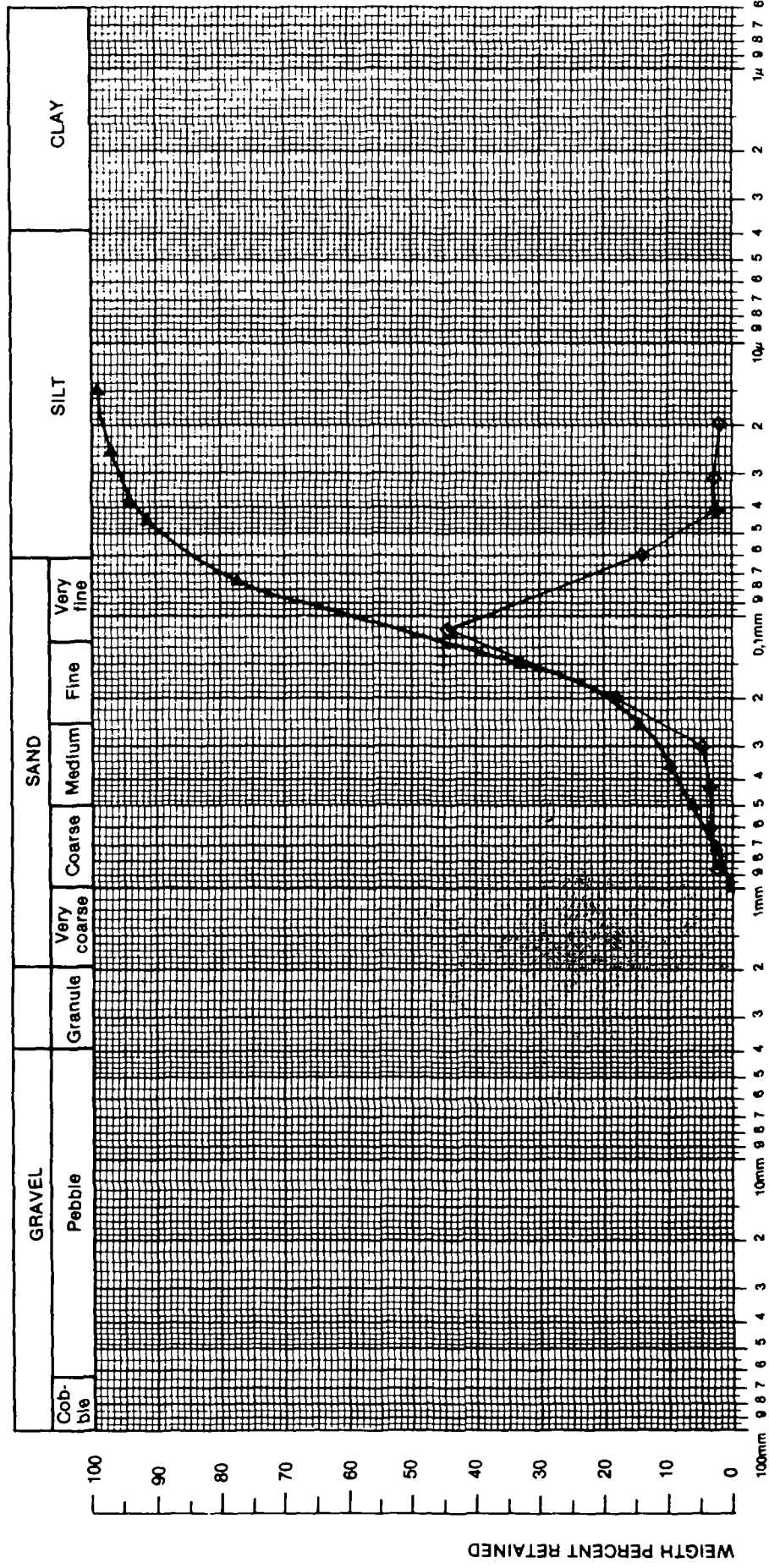


Grain Size Distribution

COMPANY : STATOIL A/S

WELL : 31/3-1

DEPTH : 1435.30m



GRAIN SIZE

Diameters (Microns)			Sorting coeff.	
d_{10}	d_{50}	d_{90}	$C = \frac{d_{60}}{d_{10}}$	$S_o = \sqrt{\frac{d_{25}}{d_{75}}}$
340	135	48	2.81	1.46



GRAIN SIZE DISTRIBUTION

Depth : 1444.40 m
Original total weight : 20.055 g
Retained total weight : 20.033 g

<u>SIEVE</u> <u>APERTURE</u> microns	<u>WEIGHT</u> <u>RETAINED</u> g	<u>WEIGHT PERCENTAGES</u> <u>RETAINED</u>	
		Ind.%	Cum.%
1000	0.123	0.61	0.61
710	0.859	4.29	4.90
500	1.518	7.58	12.48
355	2.481	12.38	24.86
250	4.746	23.69	48.55
150	8.382	41.84	90.40
75	1.615	8.06	98.46
45	0.144	0.72	99.18
38	0.025	0.12	99.30
Less than 38	0.140	0.70	100.00

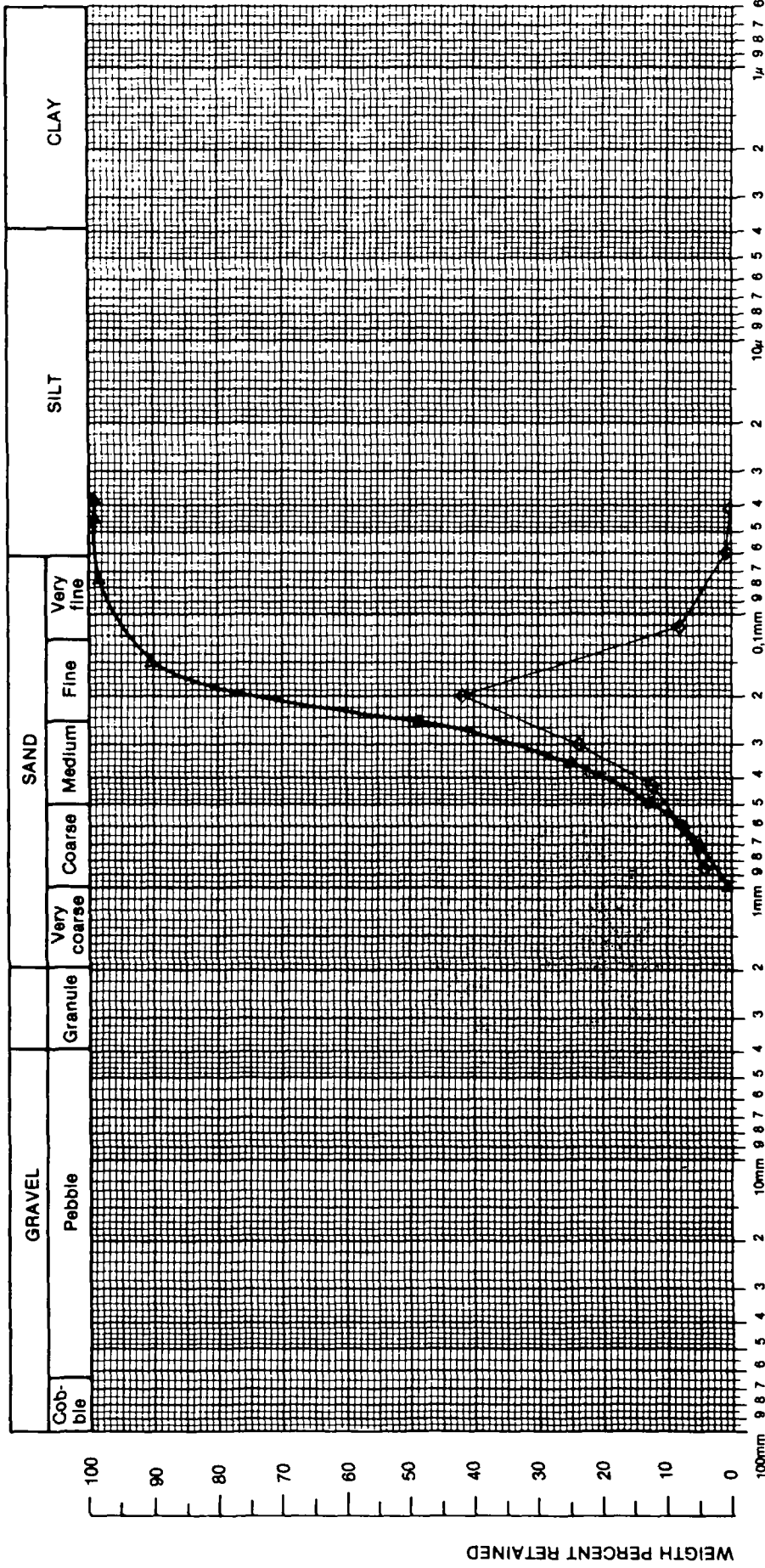


COMPANY : STATOIL A/S

WELL : 31/3-1

DEPTH : 1444.40m

Grain Size Distribution



GRAIN SIZE

Diameters (Microns)				Sorting coeff.	
d_{10}	d_{40}	d_{50}	d_{75}	d_{80}	$S_o = \sqrt{\frac{d_{25}}{d_{75}}}$
550	270	245	200	150	1.32
				1.80	



GRAIN SIZE DISTRIBUTION

Depth : 1455.1 m
Original total weight : 21.338 g
Retained total weight : 21.224 g

<u>SIEVE</u> <u>APERTURE</u> microns	<u>WEIGHT</u> <u>RETAINED</u> g	<u>WEIGHT PERCENTAGES</u> <u>RETAINED</u>	
		Ind.%	Cum.%
1000	0.009	0.04	0.04
710	0.084	0.40	0.44
500	0.202	0.95	1.39
355	0.359	1.69	3.08
250	0.932	4.39	7.47
150	5.151	24.27	31.74
75	10.972	51.70	83.44
45	2.034	9.58	93.02
38	0.544	2.56	95.59
25	0.466	2.20	97.78
Less than 25	0.471	2.22	100.00



GRAIN SIZE DISTRIBUTION

Depth : 1474.2 m
Original total weight : 21.124 g
Retained total weight : 21.073 g

<u>SIEVE</u> <u>APERTURE</u> microns	<u>WEIGHT</u> <u>RETAINED</u> g	<u>WEIGHT PERCENTAGES</u> <u>RETAINED</u>	
		Ind.%	Cum.%
2800	0.271	1.29	1.29
2000	0.337	1.60	2.89
1400	1.301	6.17	9.06
1000	3.951	18.75	27.81
710	3.460	16.42	44.23
500	4.501	21.36	65.59
350	2.316	10.99	76.58
250	1.601	7.60	84.17
150	1.751	8.31	92.48
75	0.801	3.80	96.28
45	0.302	1.43	97.72
Less than 45	0.481	2.28	100.00

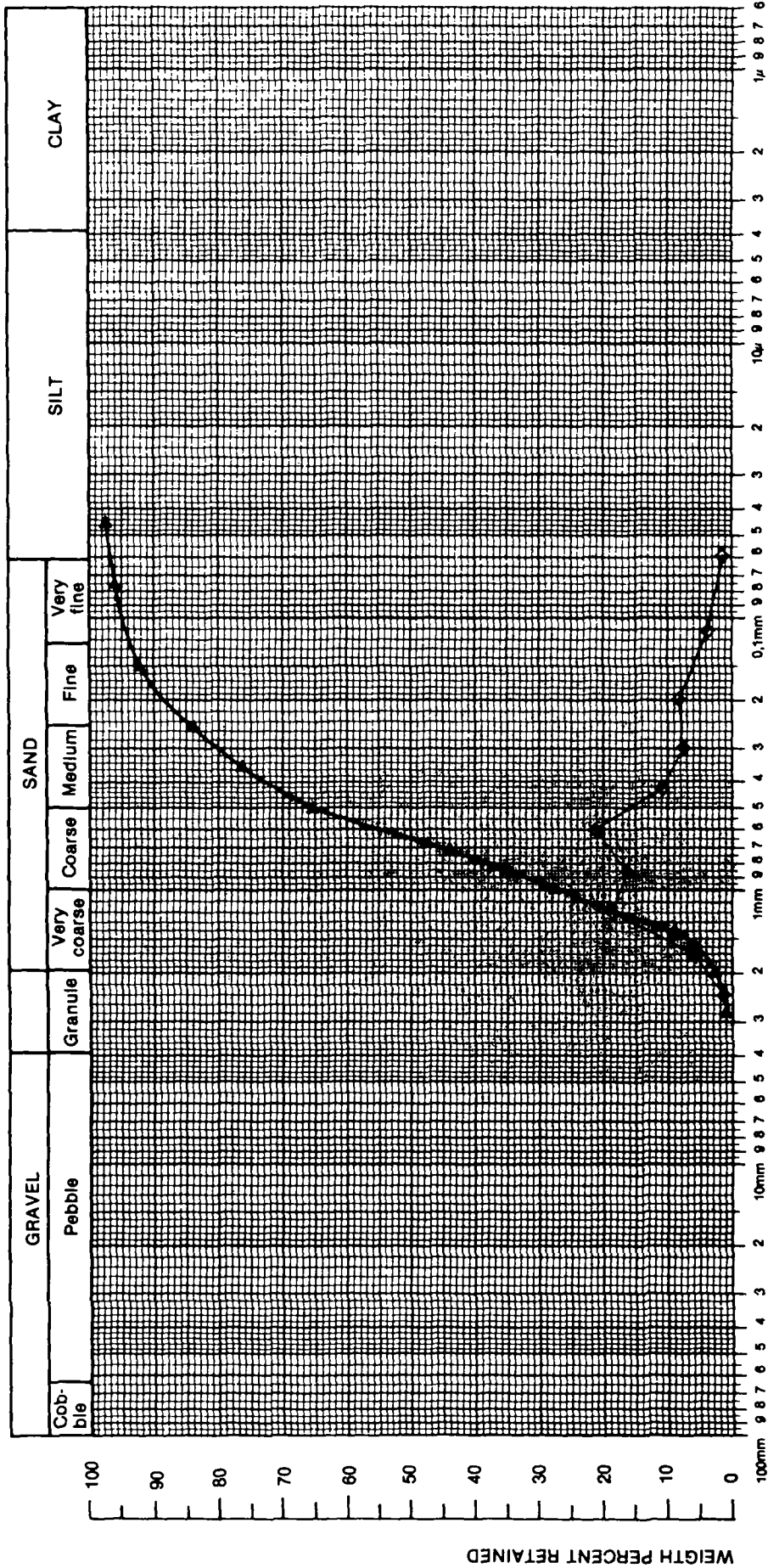
COMPANY : STATOIL A/S

WELL : 31/3-1

DEPTH : 1474.2 m



Grain Size Distribution



GRAIN SIZE

Diameters (Microns)				Sorting coeff.	
d_{10}	d_{40}	d_{75}	d_{90}	$C = \frac{d_{40}}{d_{60}}$	$S_o = \sqrt{\frac{d_{25}}{d_{75}}}$
1380	770	370	180	4.28	1.69



GRAIN SIZE DISTRIBUTION

Depth : 1485.0 m
Original total weight : 20.112 g
Retained total weight : 20.072 g

<u>SIEVE</u> <u>APERTURE</u> microns	<u>WEIGHT</u> <u>RETAINED</u> g	<u>WEIGHT PERCENTAGES</u> <u>RETAINED</u>	
		Ind. %	Cum. %
1400	0.244	1.22	1.22
1000	1.781	8.87	10.09
710	4.469	22.26	32.35
500	3.449	17.18	49.54
355	1.739	8.66	58.20
250	2.516	12.53	70.74
150	3.587	17.87	88.61
75	1.843	9.18	97.79
45	0.224	1.12	98.90
Less than 45	0.220	1.10	100.00

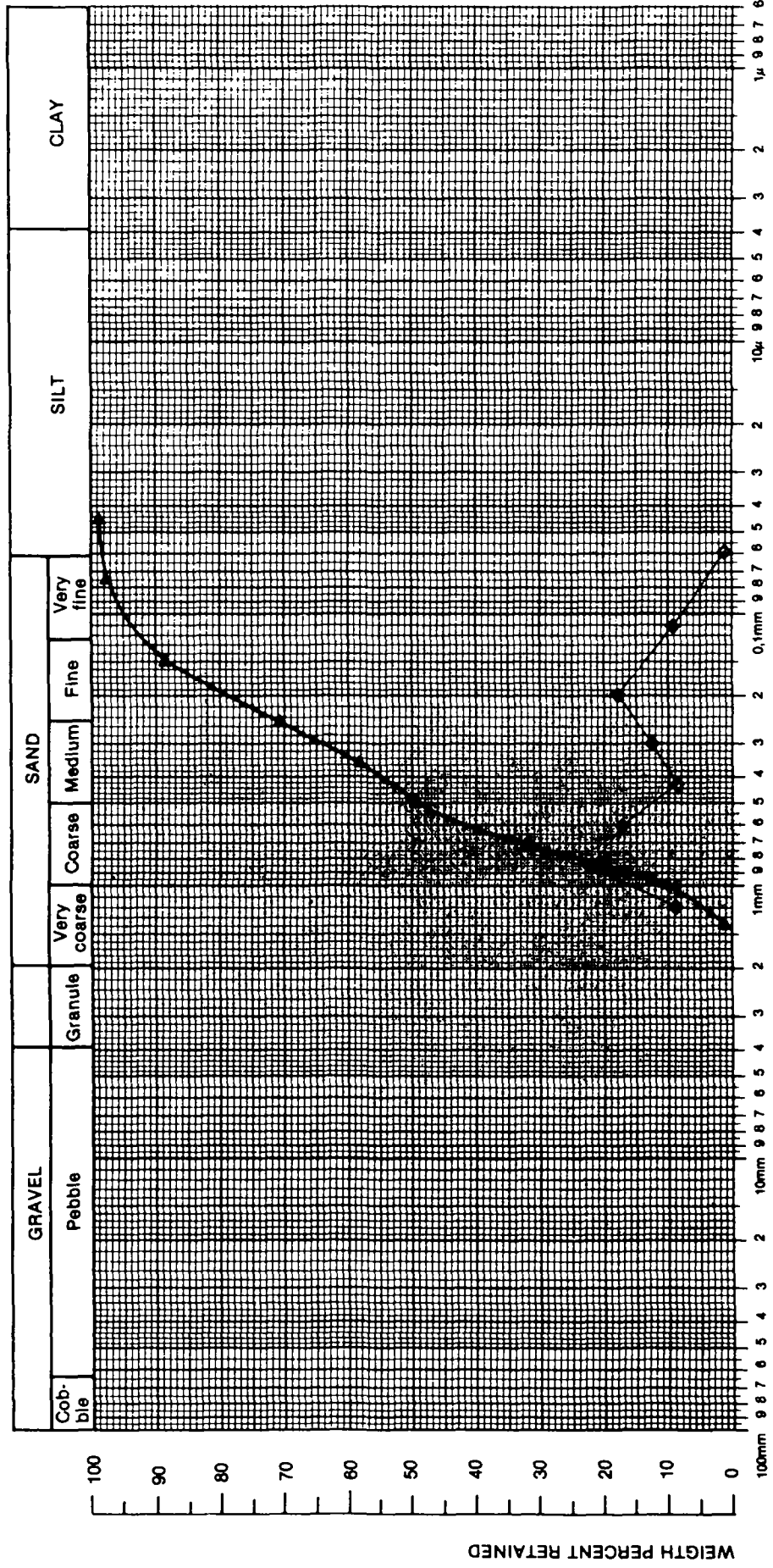


Grain Size Distribution

COMPANY : STATOIL A/S

WELL : 31/3-1

DEPTH : 1485.0 m



GRAIN SIZE

Diameters (Microns)				Sorting coeff.	
d_{10}	d_{40}	d_{50}	d_{75}	d_{90}	$C = \frac{d_{40}}{d_{60}}$
1000	625	480	220	140	4.46
					$S_o = \sqrt{\frac{d_{25}}{d_{75}}}$
					1.90



GRAIN SIZE DISTRIBUTION

Depth : 1494.0 m
Original total weight : 20.014 g
Retained total weight : 19.974 g

<u>SIEVE</u> <u>APERTURE</u> microns	<u>WEIGHT</u> <u>RETAINED</u> g	<u>WEIGHT PERCENTAGES</u> <u>RETAINED</u>	
		Ind. %	Cum. %
1400	0.056	0.28	0.28
1000	0.908	4.55	4.83
710	1.481	7.41	12.24
500	1.395	6.98	19.22
355	1.557	7.80	27.02
250	3.201	16.03	43.05
150	4.688	23.47	66.52
75	5.445	27.26	93.78
45	0.657	3.29	97.07
Less than 45	0.586	2.93	100.00

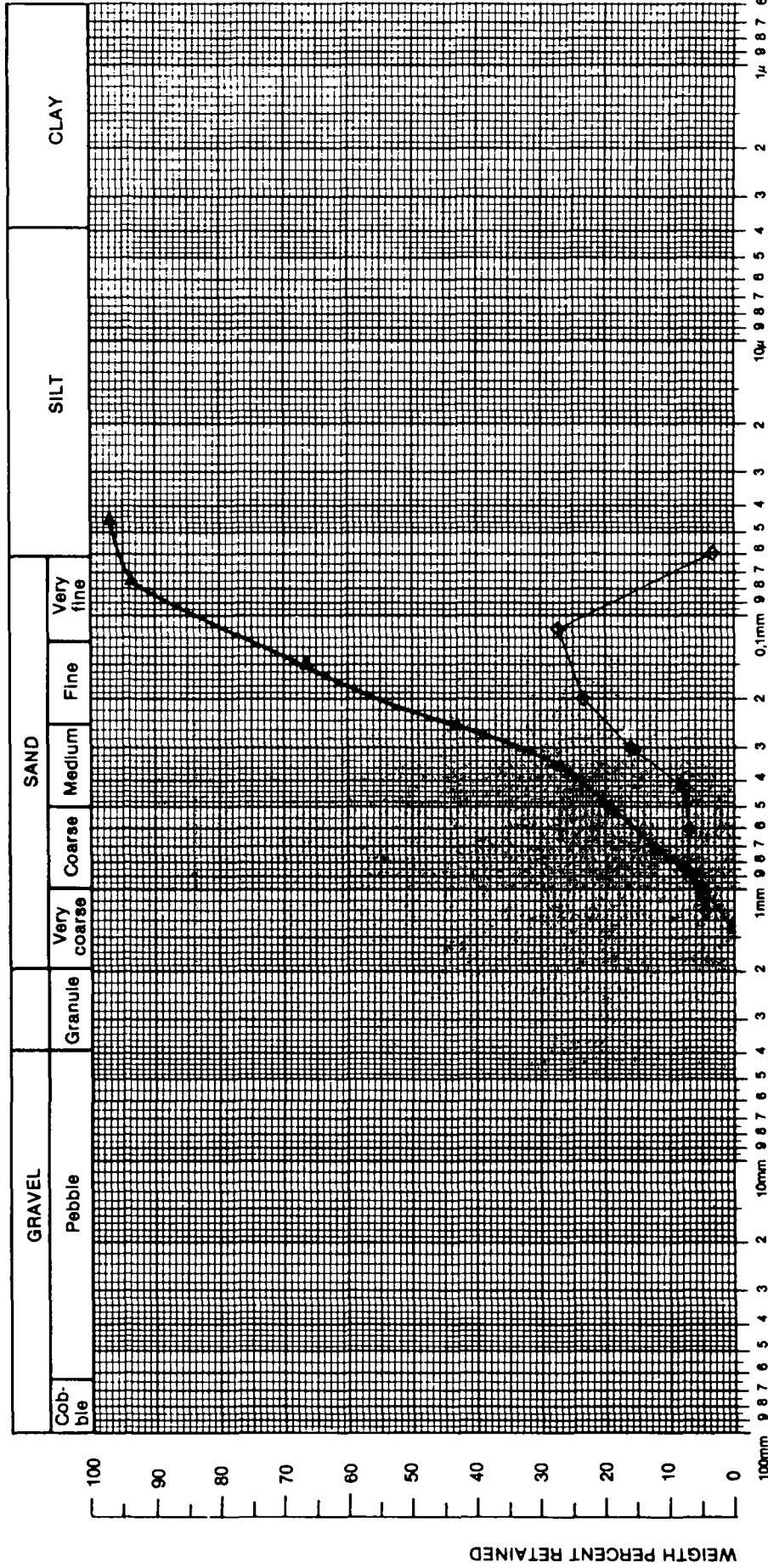


COMPANY : STATOIL A/S

WEL_ : 31/3-1

DEPTH : 1494.0 m

Grain Size Distribution



GRAIN SIZE

Diameters (Microns)				Sorting coeff.	
d_{10}	d_{50}	d_{75}	d_{90}	$C = \frac{d_{40}}{d_{60}}$	$S_o = \sqrt{\frac{d_{25}}{d_{75}}}$
775	265	220	125	85	3.12
					1.77



GRAIN SIZE DISTRIBUTION

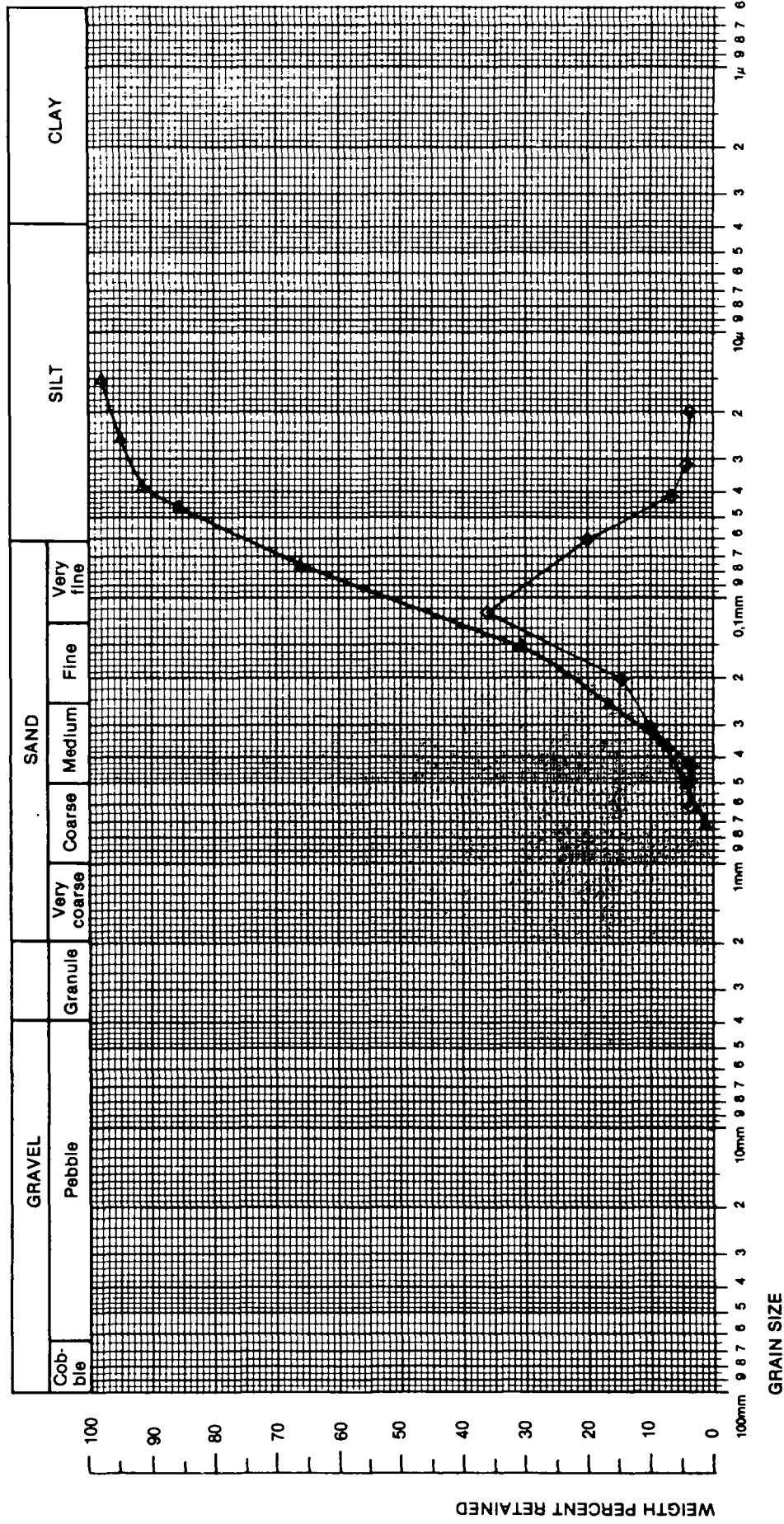
Depth : 1515.0 m
Original total weight : 14.340 g
Retained total weight : 13.817 g

<u>SIEVE</u> <u>APERTURE</u> microns	<u>WEIGHT</u> <u>RETAINED</u> g	<u>WEIGHT PERCENTAGES</u> <u>RETAINED</u>	
		Ind.%	Cum.%
710	0.093	0.67	0.67
500	0.433	3.13	3.81
355	0.400	2.89	6.70
250	1.306	9.45	16.15
150	1.941	14.05	30.20
75	4.920	35.61	65.81
45	2.687	19.45	85.26
38	0.819	5.93	91.18
25	0.491	3.55	94.74
15	0.415	3.00	97.74
Less than 15	0.312	2.26	100.00



COMPANY : STATOIL A/S
 WELL : 31/3-1
 DEPTH : 1515.0 m

Grain Size Distribution



Diameters (Microns)				Sorting coeff.		
d_{10}	d_{40}	d_{50}	d_{75}	d_{90}	$C = \frac{d_{40}}{d_{90}}$	$S_o = \sqrt{\frac{d_{25}}{d_{75}}}$
320	128	105	60	40	3.20	1.73

GRAIN SIZE DISTRIBUTION

Depth : 1516.2 m
 Original total weight : 20.466 g
 Retained total weight : 20.366 g

<u>SIEVE</u> <u>APERTURE</u> microns	<u>WEIGHT</u> <u>RETAINED</u> g	<u>WEIGHT PERCENTAGES</u> <u>RETAINED</u>	
		Ind. %	Cum. %
1000	0.010	0.05	0.05
710	0.141	0.69	0.74
500	0.536	2.63	3.37
355	0.883	4.34	7.71
250	1.508	7.40	15.11
150	8.460	41.54	56.65
75	6.713	32.96	89.62
45	0.770	3.78	93.40
38	0.312	1.53	94.93
25	0.464	2.28	97.21
Less than 25	0.569	2.79	100.00

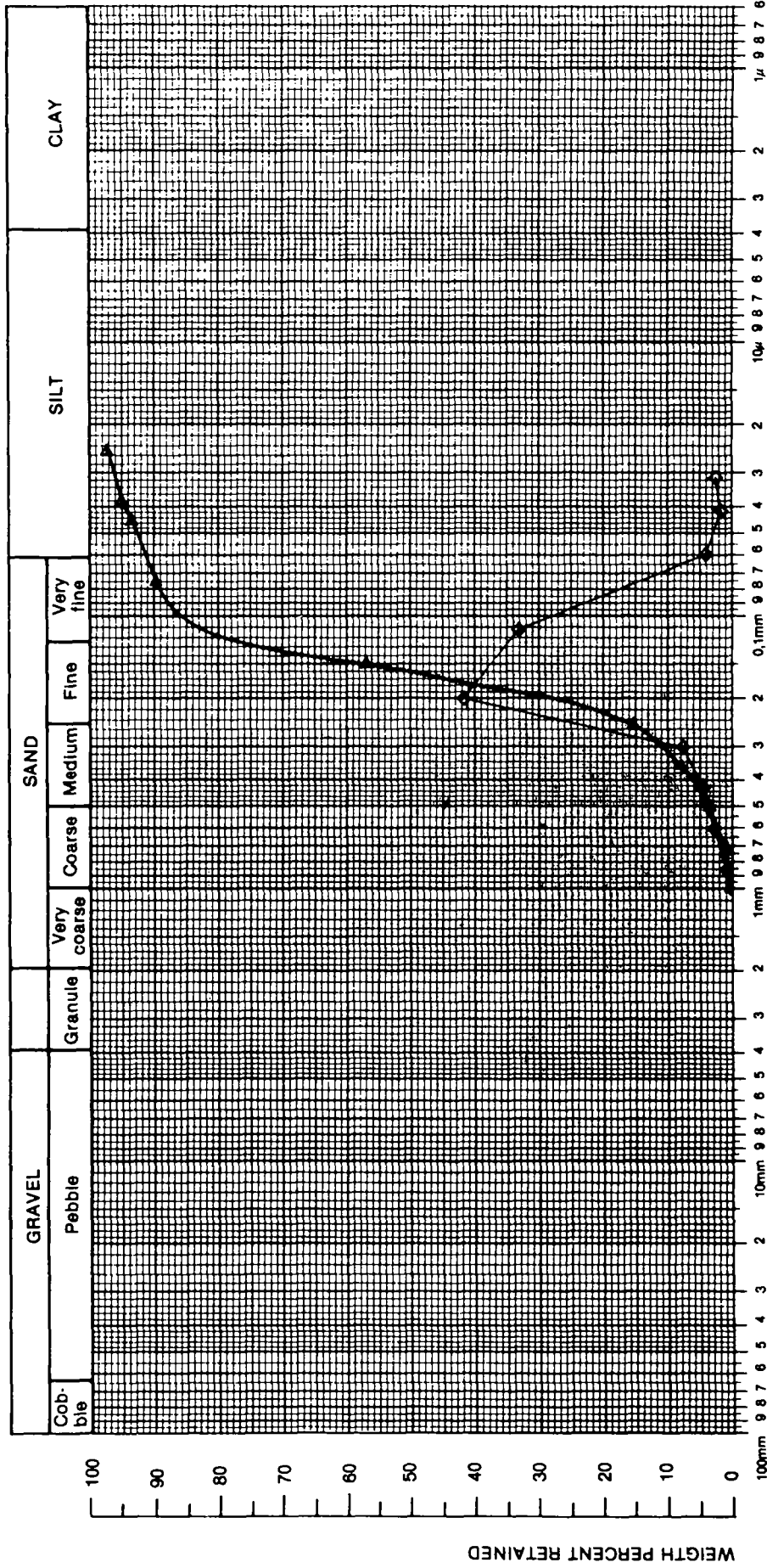


COMPANY : STATOIL A/S

WELL : 31/3-1

DEPTH : 1516.2 m

Grain Size Distribution



GRAIN SIZE

Diameters (Microns)			Sorting coeff.		
d_{10}	d_{50}	d_{75}	d_{90}	$C = \frac{d_{40}}{d_{60}}$	$So = \sqrt{\frac{d_{25}}{d_{75}}}$
310	180	128	70	2.57	1.28



GRAIN SIZE DISTRIBUTION

Depth : 1525.7 m
Original total weight : 20.949 g
Retained total weight : 20.846 g

<u>SIEVE</u> <u>APERTURE</u> microns	<u>WEIGHT</u> <u>RETAINED</u> g	<u>WEIGHT PERCENTAGES</u> <u>RETAINED</u>	
		Ind.%	Cum.%
1000	0.356	1.71	1.71
710	0.215	1.03	2.74
500	0.753	3.61	6.35
355	1.041	4.99	11.35
250	1.612	7.73	19.08
150	4.412	21.16	40.24
75	9.477	45.46	85.70
45	1.720	8.25	93.96
38	0.807	3.87	97.83
Less than 38	0.453	2.17	100.00

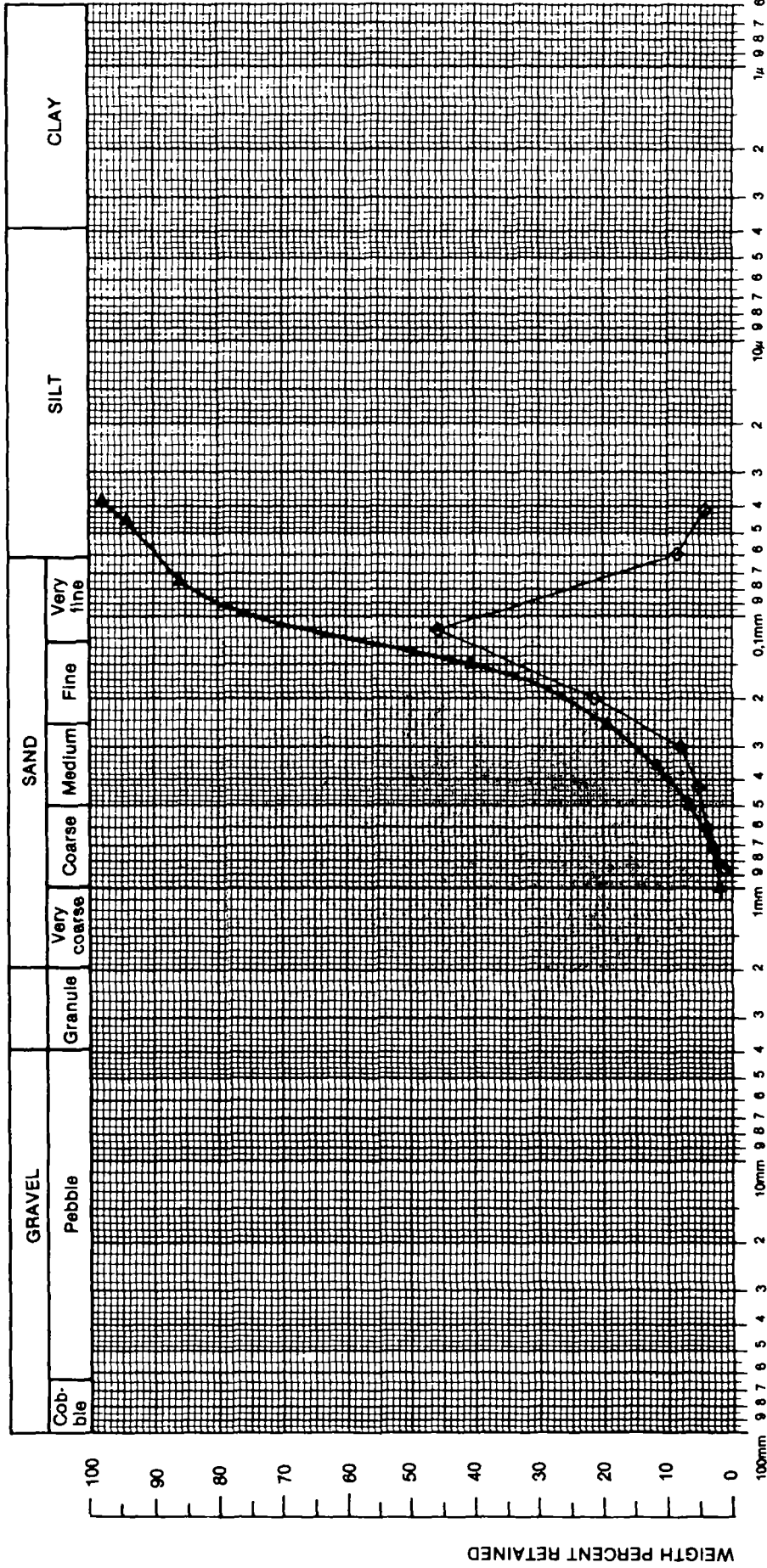


COMPANY : STATOIL A/S

WELL : 31/3-1

DEPTH : 1525.7 m

Grain Size Distribution



Diameters (Microns)				Sorting coeff.			
d ₁₀	d ₄₀	d ₅₀	d ₇₅	d ₉₀	C = $\frac{d_{40}}{d_{60}}$	So = $\sqrt{\frac{d_{25}}{d_{75}}}$	
400	150	135	100	58	2.59	1.45	



GRAIN SIZE DISTRIBUTION

Depth : 1527.0 m
Original total weight : 12.612 g
Retained total weight : 12.569 g

<u>SIEVE</u> <u>APERTURE</u> microns	<u>WEIGHT</u> <u>RETAINED</u> g	<u>WEIGHT PERCENTAGES</u> <u>RETAINED</u>	
		Ind.%	Cum.%
710	0.125	0.99	0.99
500	0.208	1.65	2.65
355	0.346	2.75	5.40
250	0.994	7.91	13.31
150	1.721	13.69	27.00
75	6.011	47.82	74.83
45	1.668	13.27	88.10
38	1.045	8.31	96.41
Less than 38	0.451	3.59	100.00

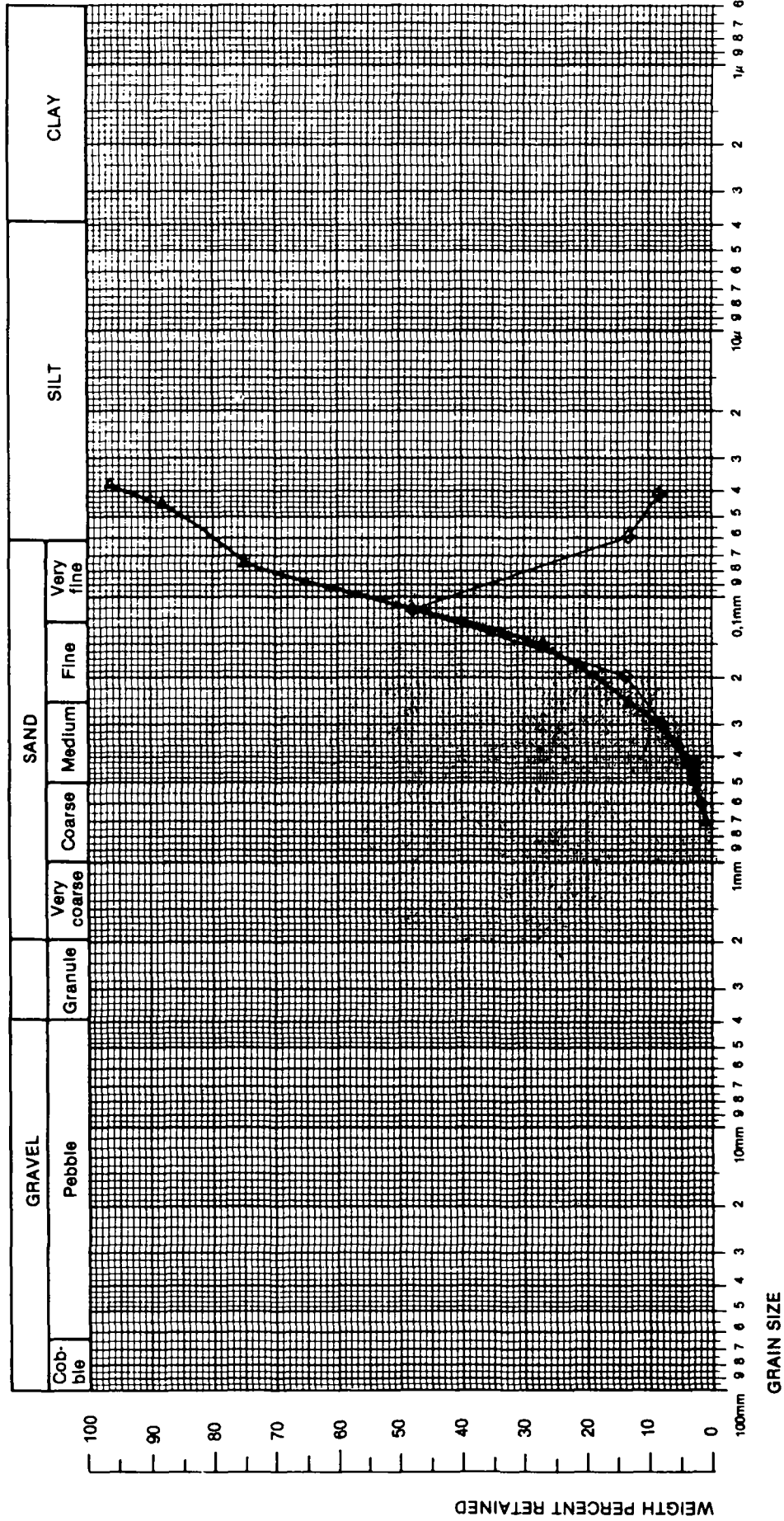


COMPANY : STATOIL A/S

WELL : 31/3-1

DEPTH : 1527.0 m

Grain Size Distribution



Diameters (Microns)				Sorting coeff.	
d ₁₀	d ₄₀	d ₅₀	d ₇₅	d ₉₀	$S_o = \sqrt{\frac{d_{25}}{d_{75}}}$
285	125	107	75	43	1.47
					$C = \frac{d_{40}}{d_{90}} = 2.91$



GRAIN SIZE DISTRIBUTION

Depth : 1534.0 m
Original total weight : 12.789 g
Retained total weight : 12.745 g

<u>SIEVE</u> <u>APERTURE</u> microns	<u>WEIGHT</u> <u>RETAINED</u> g	<u>WEIGHT PERCENTAGES</u> <u>RETAINED</u>	
		Ind. %	Cum. %
710	0.090	0.71	0.71
500	0.618	4.85	5.56
355	0.625	4.90	10.46
250	1.350	10.59	21.05
150	1.605	12.59	33.64
75	5.022	39.40	73.05
45	1.908	14.97	88.02
38	0.833	6.54	94.55
25	0.309	2.42	96.98
Less than 25	0.385	3.02	100.00

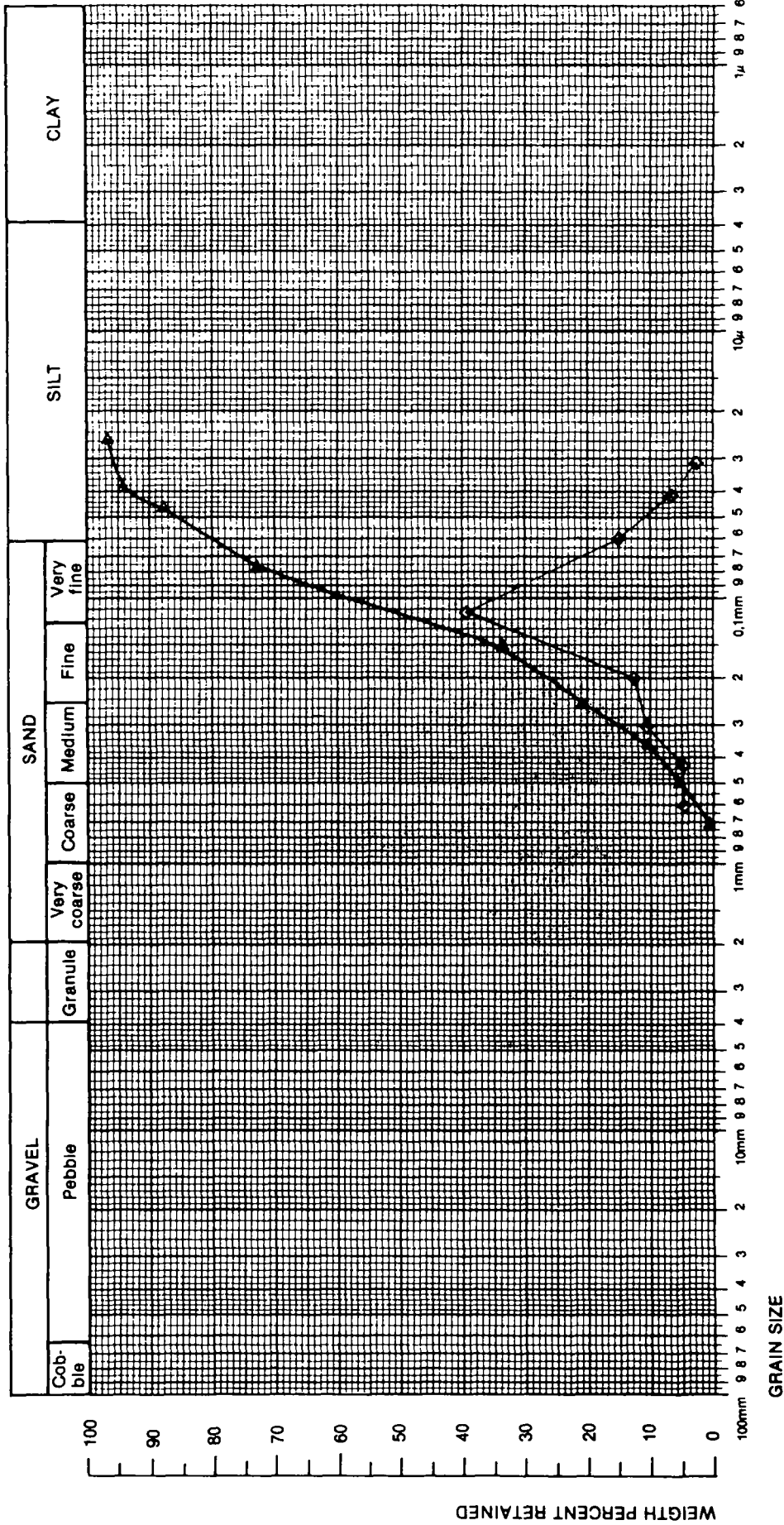


COMPANY : STATOIL A/S

WELL : 31/3-1

DEPTH : 1534.0 m

Grain Size Distribution



Diameters (Microns)				Sorting coeff.	
d_{10}	d_{50}	d_{75}	d_{90}	$C = \frac{d_{60}}{d_{10}}$	$S_o = \sqrt{\frac{d_{25}}{d_{75}}}$
360	135	72	44	3.07	1.71



GRAIN SIZE DISTRIBUTION

Depth : 1535.0 m
Original total weight : 20.923 g
Retained total weight : 20.820 g

<u>SIEVE</u> <u>APERTURE</u> microns	<u>WEIGHT</u> <u>RETAINED</u> g	<u>WEIGHT PERCENTAGES</u> <u>RETAINED</u>	
		Ind. %	Cum. %
1000	0.009	0.04	0.04
710	0.066	0.32	0.36
500	0.267	1.28	1.64
355	2.299	11.04	12.68
250	7.923	38.05	50.74
150	7.463	35.85	86.59
75	1.381	6.63	93.22
45	0.505	2.43	95.64
38	0.072	0.35	95.99
25	0.453	2.18	98.17
Less than 25	0.382	1.83	100.00

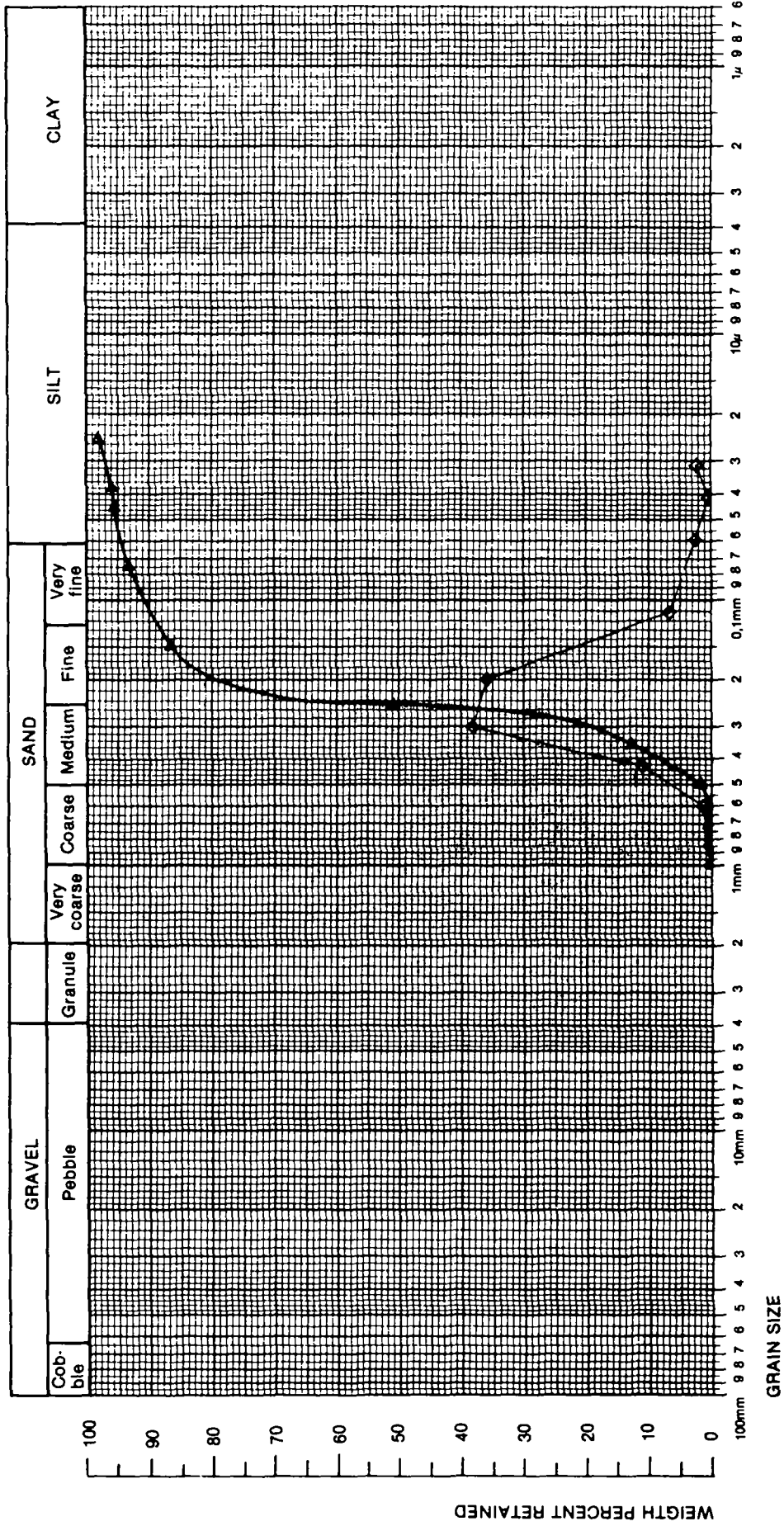


COMPANY : STATOIL A/S

WELL : 31/3-1

DEPTH : 1535.0 m

Grain Size Distribution



Diameters (Microns)				Sorting coeff.	
d_{10}	d_{40}	d_{50}	d_{75}	d_{90}	$C = \frac{d_{40}}{d_{60}}$
380	255	250	215	110	2.32
					$S_o = \sqrt{\frac{d_{25}}{d_{75}}}$
					1.14