SIMON PETROLEUM TECHNOLOGY

WELL: 25/11-6

Print: 2143 L. Units: (M) F

Length: 15.5 FT Initials: [illegible]

Top	Bottom	Scale	TD
165.	1955.	1:500	1947.7

DIGITAL WIRELINE LOGS PACKAGE
1994
This image may not be used or reproduced without written permission from
SIMON PETROLEUM TECHNOLOGY SPT

COMPLETION LOG

[redacted]

Esso Exploration and Production Norway Inc.

25/11-6 COMPLETION LOG

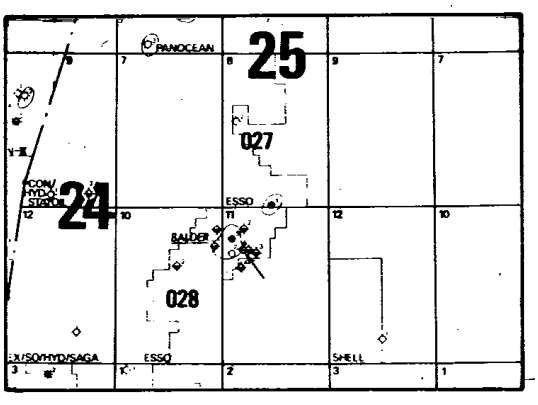

COUNTRY: Norway CONCESSION: PL 001 COORDINATES:

Lat.: 59°10'59,244"N

Well Classification: Appraisal STATUS: P/A-Oil Well Long.: 02°23'39,428"E

Elev. KB. 25,3 Water Depth. 125,7 m Total Depth: 1947,7 Deepest Form. Penetrated: Lower Cretaceous

Date Spudded: 20.Aug.1978 Date Compl.: 2.Oct.1978 RIG: Norskald Contractor: Golar Nor

MUD-Logging: Expl Logging Electric Logging: Schlumberger Remarks: See test results

SYMBOLS

?	CLAY – CLAYSTONE	■	COAL
☰	SHALE (FISSILE)	+	ANHYDRITE
ʍʍ	MUDSTONE (NOT FISSILE)	X	HALITE
ʍʍ	SILT AND SILTSTONE	▦	LIMESTONE
·	SAND AND SANDSTONE (QUARTZ)	▦	DOLOMITE
○	GRANULE AND CONGLOMERATE	~	MARL
		⁘	IGNEOUS
		▨	METAMORPHIC

△	CHERT	⊥ ⊥⊥	CALCAREOUS VERY CALCAREOUS
⌐	LITHIC FRAGMENT	∠ ∠∠	DOLOMITIC VERY DOLOMITIC
˥	MICA		
∫	GLAUCONITE		
◆	PYRITE		
V	VOLCANIC		
6 ꝏ	SHELLS FORAMS		
Q	SILICEOUS		
▬	CARBONACEOUS		
☐			
☐			

LIMESTONE TYPES

M = Micritic	O = Oolitic
G = Grain	K = Chalk
S = Skeletal	D = Detrital
P = Pelletal	L = Lump
F = Framebuilder	m = microcrytalline

45
NUMBER OF CORE C1
DIP 12°
NO CORE RECOVERY
63

FORMATION
5250 (5225) 280 m

UNCONFORMITY

CASING

◔	SHOW OR STAIN	1°	DEVIATION SURVEY
◔	HYDROCARBON CUT	3°	DIRECTIONAL SURVEY
◐	FLUORESCENCE	5°	DIPMETER SURVEY
○	GAS SHOW		

ABOVE SYMBOLS MAY BE COMBINED

NORMAL FAULT

REVERSE FAULT

2 OPEN HOLE DST

CASED HOLE DST

WIRE LINE TEST

SWC w RECOVERY

SWC w NO RECOVERY

PO SO = SHOT OFF PO PULLED OFF

MF = MISFIRE DB DAMAGED BULLET

SWC WITH SHOW

SPONTANEOUS POTENTIAL millivolts	Depths	RESISTIVITY ohms - m
10	1/500	DEEP INDUCTION R_{ILD} 0.2 1.0 10 100 1000 2000 SPHERICALLY FOCUSED RESITIVITY R_{SFL} 0.2 1.0 10 100 1000 2000 0.2 R MSFL 2000
GAMMA RAY api units 0 100 100 200	Depths	**INTERVAL TRANSIT TIME Δ t** microsecond per foot 140 40 240 140
CALIPER hole diameter in inches 6" 16"		TTI 10ms 1ms TTI 10 m sec 1 m sec Deviation (HDT below 1300 m)

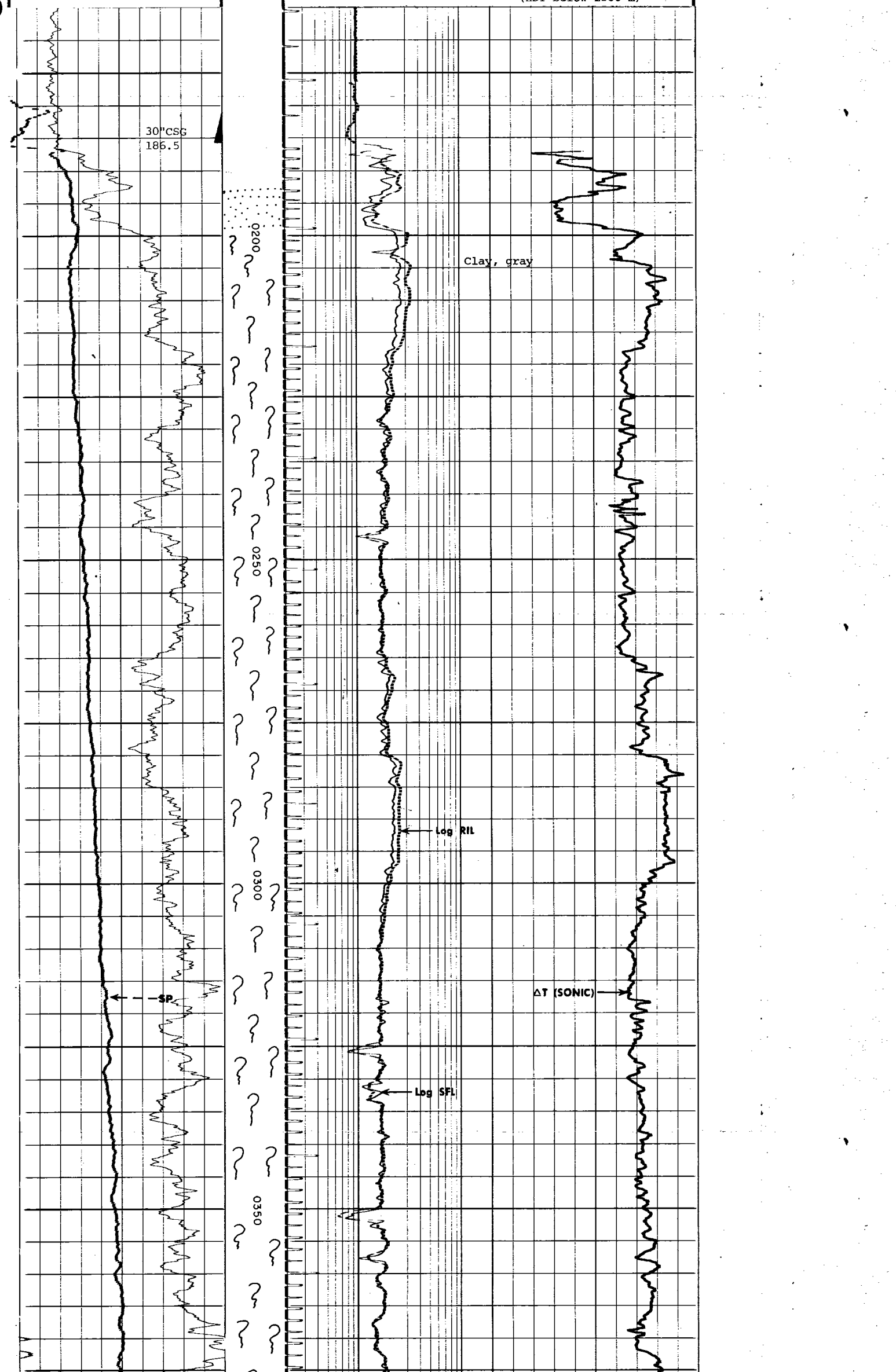

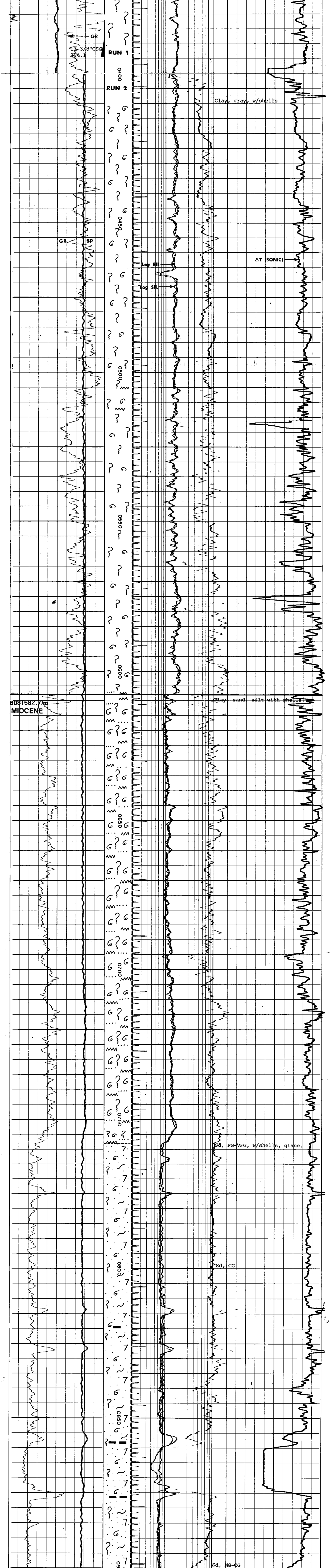

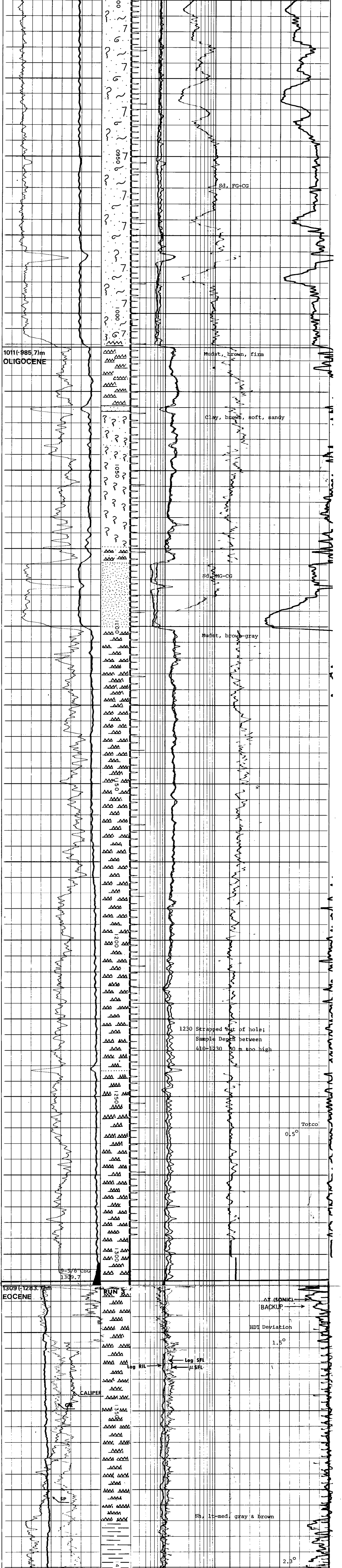

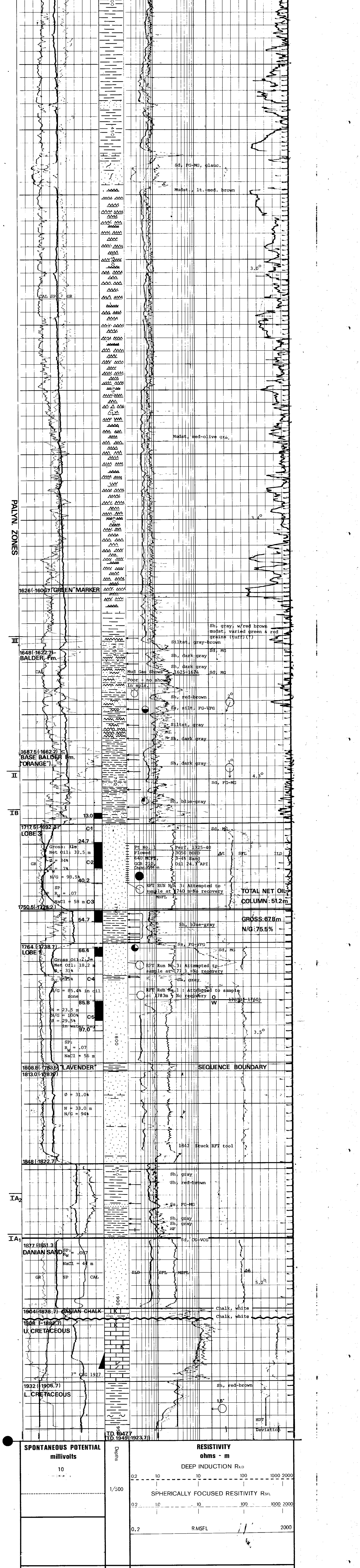

GAMMA RAY
api units

0 100
100 200

CALIPER
hole diameter in inches

6'' 16''

Depths

INTERVAL TRANSIT TIME Δ t
microsecond per foot

140 40
240 140

TTI
10ms
1 ms

TTI
10 m sec
1 m sec

Schlumberger

SIMULTANEOUS

INDUCTION RESISTIVITY SONIC

ISF - SONIC

ESSO 25/11-6