

**General information**

Field name	TAMBAR
Factmaps in new window	link to map
Current activity status	Producing
Discovery wellbore	1/3-3
Discovery year.	1983
Main area	North sea
Main supply base	Tananger
NPDID field	1028599

Picture**Discoveries included**

Discovery name
1/3-3 Tambar

Activity status – history

Status	Status from	Status to
Producing	15.07.2001	
Approved for production	03.04.2000	14.07.2001

Located in

Block name	Prod. licence
2/1	019 F
1/3	065

PDO - Plan for Development and Operations

Date PDO approved	Description	Type
03.04.2000	Kongen i Statsråd	PDO

Ownership – full history

Owner kind	Owner name	Ownership from date	Ownership to date
PRODUCTION LICENSE	065	03.04.2000	

Operatorship – full history





Company name	Operatorship from	Operatorship to
Aker BP ASA	30.11.2016	
BP Norge AS	12.03.2002	29.11.2016
BP Amoco Norge AS	03.04.2000	11.03.2002

Licensees – full history

Company name	Nation code	Company share [%]	Date licensee from
Aker BP ASA	NO	55.000000	19.12.2019
DNO Norge AS	NO	45.000000	19.12.2019
Aker BP ASA	NO	55.000000	21.05.2019
DNO North Sea (Norge) AS	NO	45.000000	21.05.2019
Aker BP ASA	NO	55.000000	30.11.2016
Faroe Petroleum Norge AS	NO	45.000000	30.11.2016
BP Norge AS	NO	55.000000	06.09.2006
DONG E&P Norge AS	NO	45.000000	06.09.2006
BP Norge AS	NO	55.000000	17.04.2002
DONG Norge AS	NO	45.000000	17.04.2002
BP Norge AS	NO	55.000000	19.03.2002
Pelican AS	NO	45.000000	19.03.2002
BP Norge AS	NO	55.000000	12.03.2002
Petoro AS	NO	30.000000	12.03.2002
Pelican AS	NO	15.000000	12.03.2002
BP Amoco Norge AS	NO	55.000000	17.06.2001
Petoro AS	NO	30.000000	17.06.2001
Pelican AS	NO	15.000000	17.06.2001
BP Amoco Norge AS	NO	55.000000	10.05.2001
Statens Direkte Økonomiske Engasjement SDØE	NO	30.000000	10.05.2001
Pelican AS	NO	15.000000	10.05.2001
BP Amoco Norge AS	NO	55.000000	03.04.2000
Den norske stats oljeselskap a.s	NO	30.000000	03.04.2000
Pelican AS	NO	15.000000	03.04.2000

Norwegian Offshore Directorate - estimate for reserves (Norwegian share)

Estimates for reserves do not take commercial agreements into consideration.

Valid date: 31.12.2023

Orig. recoverable oil [mill Sm3]	Orig. recoverable gas [bill Sm3]	Orig. recoverable NGL [mill tonn]	Orig. recoverable cond. [mill Sm3]	Orig. recoverable oil eq. [mill Sm3 o.e]
11.93	2.57	0.26	0.00	14.99



Date licensee to
18.12.2019
18.12.2019
20.05.2019
20.05.2019
29.11.2016
29.11.2016
05.09.2006
05.09.2006
16.04.2002
16.04.2002
18.03.2002
18.03.2002
18.03.2002
11.03.2002
11.03.2002
11.03.2002
16.06.2001
16.06.2001
16.06.2001
09.05.2001
09.05.2001
09.05.2001



Remaining oil [mill Sm3]	Remaining gas [bill Sm3]	Remaining NGL [mill tonn]	Remaining cond. [mill Sm3]	Remaining oil eq. [mill Sm3 o.e]
0.23	0.05	0.00	0.00	0.28

Orig. inplace oil [mill Sm3]	Orig. inplace ass. liquid [mill Sm3]	Orig. inplace ass. gas [bill Sm3]	Orig. inplace free gas [bill Sm3]
41.00	0.00	10.00	0.00

--

Description

Type	Text	Date updated
Development	Tambar is a field in the southern part of the Norwegian sector in the North Sea, 16 kilometres southeast of the Ula field. The water depth is 70 metres. Tambar was discovered in 1983, and the plan for development and operation (PDO) was approved in 2000. The field has been developed with a remotely controlled wellhead platform tied-back to the Ula field. The production started in 2001.	13.12.2023
Reservoir	Tambar produces oil from Upper Jurassic shallow marine sandstone in the Ula Formation. The reservoir is at a depth of 4100-4200 metres and has generally very good quality.	09.12.2023
Recovery strategy	The field is produced by pressure depletion, with natural gas expansion combined with aquifer support. Gas lift is used to improve production performance.	28.02.2023
Transport	The oil is transported by pipeline to Ula. After processing at Ula, the oil is exported in the pipeline system via the Ekofisk field to Teesside in the UK, while the gas is injected into the Ula reservoir to improve oil recovery.	28.02.2023
Status	Tambar is currently in the late life phase. The production is declining due to decreased reservoir pressure and increasing water cut. Production from Tambar is dependent on the lifetime of the Ula field which is planned to be shut down in 2028.	21.01.2025

Investments (expected)

The operator's future investments related to the reserves from 2024 [mill NOK 2024-kroner]. The stated investment estimate has not been corrected for possible investment sharing.	281
--	-----

Investments (historical)

	Investments [mill NOK nominal values]
Sum	4968
2023	65
2022	43
2021	608





2020	161
2019	152
2018	688
2017	813
2016	14
2015	52
2014	117
2013	3
2012	40
2011	11
2010	0
2009	0
2008	91
2007	392
2006	243
2005	72
2004	38
2003	15
2002	4
2001	990
2000	356

Production , saleable

	Month	Net - oil [mill Sm3]	Net - gas [bill Sm3]	Net - condensate [mill Sm3]	Net - NGL [mill Sm3]	Net - oil equivalents [mill Sm3]
Sum		11.737021	0.000000	0.000000	0.596571	12.333592
2024		0.076815	0.000000	0.000000	0.004091	0.080906
	1	0.005351	0.000000	0.000000	0.000318	0.005669
	2	0.003949	0.000000	0.000000	0.000178	0.004127
	3	0.003900	0.000000	0.000000	0.000196	0.004096
	4	0.005121	0.000000	0.000000	0.000292	0.005413
	5	0.017970	0.000000	0.000000	0.000937	0.018907
	6	0.007843	0.000000	0.000000	0.000469	0.008312
	7	0.003187	0.000000	0.000000	0.000175	0.003362
	8	0.009409	0.000000	0.000000	0.000499	0.009908
	9	0.008789	0.000000	0.000000	0.000436	0.009225
	10	0.008543	0.000000	0.000000	0.000435	0.008978
11	0.002753	0.000000	0.000000	0.000156	0.002909	
2023		0.157267	0.000000	0.000000	0.006288	0.163555
	1	0.013444	0.000000	0.000000	0.000524	0.013968
	2	0.020656	0.000000	0.000000	0.001133	0.021789
	3	0.013789	0.000000	0.000000	0.000648	0.014437
	4	0.007122	0.000000	0.000000	0.000254	0.007376



Factpages

Field

Printed: 10.2.2025 - 21:28

2023	5	0.015865	0.000000	0.000000	0.000462	0.016327
	6	0.014759	0.000000	0.000000	0.000526	0.015285
	7	0.023339	0.000000	0.000000	0.000892	0.024231
	8	0.004633	0.000000	0.000000	0.000137	0.004770
	9	0.009187	0.000000	0.000000	0.000321	0.009508
	10	0.013561	0.000000	0.000000	0.000454	0.014015
	11	0.010592	0.000000	0.000000	0.000441	0.011033
	12	0.010320	0.000000	0.000000	0.000496	0.010816
2022		0.096893	0.000000	0.000000	0.006068	0.102961
	1	0.015983	0.000000	0.000000	0.000606	0.016589
	2	0.000000	0.000000	0.000000	0.000000	0.000000
	3	0.018937	0.000000	0.000000	0.000784	0.019721
	4	0.006542	0.000000	0.000000	0.000396	0.006938
	5	0.005865	0.000000	0.000000	0.000415	0.006280
	6	0.000000	0.000000	0.000000	0.000000	0.000000
	7	0.015966	0.000000	0.000000	0.001449	0.017415
	8	0.013660	0.000000	0.000000	0.001044	0.014704
	9	0.003254	0.000000	0.000000	0.000263	0.003517
	10	0.001792	0.000000	0.000000	0.000147	0.001939
	11	0.006317	0.000000	0.000000	0.000375	0.006692
12	0.008577	0.000000	0.000000	0.000589	0.009166	
2021		0.198477	0.000000	0.000000	0.007861	0.206338
	1	0.014629	0.000000	0.000000	0.000727	0.015356
	2	0.013319	0.000000	0.000000	0.000518	0.013837
	3	0.007551	0.000000	0.000000	0.000208	0.007759
	4	0.013837	0.000000	0.000000	0.000463	0.014300
	5	0.017964	0.000000	0.000000	0.001287	0.019251
	6	0.014469	0.000000	0.000000	0.000660	0.015129
	7	0.025317	0.000000	0.000000	0.000940	0.026257
	8	0.024625	0.000000	0.000000	0.000810	0.025435
	9	0.019596	0.000000	0.000000	0.000689	0.020285
	10	0.018657	0.000000	0.000000	0.000570	0.019227
	11	0.012553	0.000000	0.000000	0.000484	0.013037
12	0.015960	0.000000	0.000000	0.000505	0.016465	
2020		0.252832	0.000000	0.000000	0.013498	0.266330
	1	0.032081	0.000000	0.000000	0.001483	0.033564
	2	0.029818	0.000000	0.000000	0.001488	0.031306
	3	0.028319	0.000000	0.000000	0.001357	0.029676
	4	0.034036	0.000000	0.000000	0.001636	0.035672
	5	0.028698	0.000000	0.000000	0.001340	0.030038
	6	0.010747	0.000000	0.000000	0.000605	0.011352
	7	0.016782	0.000000	0.000000	0.001027	0.017809
8	0.024954	0.000000	0.000000	0.001643	0.026597	



Factpages

Field

Printed: 10.2.2025 - 21:28

2020	9	0.019712	0.000000	0.000000	0.001348	0.021060
	10	0.008445	0.000000	0.000000	0.000474	0.008919
	11	0.004566	0.000000	0.000000	0.000285	0.004851
	12	0.014674	0.000000	0.000000	0.000812	0.015486
2019		0.217172	0.000000	0.000000	0.008743	0.225915
	1	0.018449	0.000000	0.000000	0.001173	0.019622
	2	0.010048	0.000000	0.000000	0.000668	0.010716
	3	0.019524	0.000000	0.000000	0.000416	0.019940
	4	0.018484	0.000000	0.000000	0.000705	0.019189
	5	0.013796	0.000000	0.000000	0.000474	0.014270
	6	0.000000	0.000000	0.000000	0.000000	0.000000
	7	0.015349	0.000000	0.000000	0.000481	0.015830
	8	0.017188	0.000000	0.000000	0.000485	0.017673
	9	0.028708	0.000000	0.000000	0.000720	0.029428
	10	0.019560	0.000000	0.000000	0.000655	0.020215
	11	0.021958	0.000000	0.000000	0.000957	0.022915
12	0.034108	0.000000	0.000000	0.002009	0.036117	
2018		0.331601	0.000000	0.000000	0.016080	0.347681
	1	0.000000	0.000000	0.000000	0.000000	0.000000
	2	0.008535	0.000000	0.000000	0.000346	0.008881
	3	0.031512	0.000000	0.000000	0.001254	0.032766
	4	0.059019	0.000000	0.000000	0.002467	0.061486
	5	0.053151	0.000000	0.000000	0.002785	0.055936
	6	0.015753	0.000000	0.000000	0.000877	0.016630
	7	0.033445	0.000000	0.000000	0.001616	0.035061
	8	0.036632	0.000000	0.000000	0.001887	0.038519
	9	0.028107	0.000000	0.000000	0.001568	0.029675
	10	0.029438	0.000000	0.000000	0.001435	0.030873
	11	0.017198	0.000000	0.000000	0.000858	0.018056
12	0.018811	0.000000	0.000000	0.000987	0.019798	
2017		0.190873	0.000000	0.000000	0.009085	0.199958
	1	0.020703	0.000000	0.000000	0.001017	0.021720
	2	0.014438	0.000000	0.000000	0.000695	0.015133
	3	0.016125	0.000000	0.000000	0.000779	0.016904
	4	0.021377	0.000000	0.000000	0.001032	0.022409
	5	0.016241	0.000000	0.000000	0.000690	0.016931
	6	0.024597	0.000000	0.000000	0.001140	0.025737
	7	0.017460	0.000000	0.000000	0.000836	0.018296
	8	0.016864	0.000000	0.000000	0.000830	0.017694
	9	0.019039	0.000000	0.000000	0.000943	0.019982
	10	0.001315	0.000000	0.000000	0.000067	0.001382
	11	0.012672	0.000000	0.000000	0.000570	0.013242
12	0.010042	0.000000	0.000000	0.000486	0.010528	



Factpages

Field

Printed: 10.2.2025 - 21:28

2016		0.222150	0.000000	0.000000	0.010247	0.232397
	1	0.022094	0.000000	0.000000	0.000903	0.022997
	2	0.022812	0.000000	0.000000	0.001056	0.023868
	3	0.021504	0.000000	0.000000	0.000910	0.022414
	4	0.021414	0.000000	0.000000	0.000964	0.022378
	5	0.021526	0.000000	0.000000	0.001078	0.022604
	6	0.002480	0.000000	0.000000	0.000037	0.002517
	7	0.021063	0.000000	0.000000	0.000884	0.021947
	8	0.022699	0.000000	0.000000	0.001026	0.023725
	9	0.015374	0.000000	0.000000	0.000754	0.016128
	10	0.019948	0.000000	0.000000	0.001016	0.020964
	11	0.015525	0.000000	0.000000	0.000823	0.016348
12	0.015711	0.000000	0.000000	0.000796	0.016507	
2015		0.252681	0.000000	0.000000	0.011337	0.264018
	1	0.024243	0.000000	0.000000	0.001223	0.025466
	2	0.021662	0.000000	0.000000	0.000909	0.022571
	3	0.018581	0.000000	0.000000	0.000833	0.019414
	4	0.020633	0.000000	0.000000	0.000965	0.021598
	5	0.031072	0.000000	0.000000	0.001426	0.032498
	6	0.023708	0.000000	0.000000	0.001243	0.024951
	7	0.002301	0.000000	0.000000	0.000113	0.002414
	8	0.020555	0.000000	0.000000	0.000863	0.021418
	9	0.022336	0.000000	0.000000	0.000919	0.023255
	10	0.020734	0.000000	0.000000	0.000841	0.021575
	11	0.024114	0.000000	0.000000	0.001036	0.025150
12	0.022742	0.000000	0.000000	0.000966	0.023708	
2014		0.333564	0.000000	0.000000	0.013811	0.347375
	1	0.044860	0.000000	0.000000	0.001463	0.046323
	2	0.016676	0.000000	0.000000	0.000637	0.017313
	3	0.037960	0.000000	0.000000	0.001352	0.039312
	4	0.038716	0.000000	0.000000	0.001501	0.040217
	5	0.043261	0.000000	0.000000	0.001743	0.045004
	6	0.016668	0.000000	0.000000	0.000664	0.017332
	7	0.025491	0.000000	0.000000	0.000921	0.026412
	8	0.029146	0.000000	0.000000	0.001098	0.030244
	9	0.021500	0.000000	0.000000	0.000840	0.022340
	10	0.015493	0.000000	0.000000	0.000888	0.016381
	11	0.020002	0.000000	0.000000	0.001301	0.021303
12	0.023791	0.000000	0.000000	0.001403	0.025194	
2013		0.239612	0.000000	0.000000	0.009806	0.249418
	1	0.015379	0.000000	0.000000	0.000742	0.016121
	2	0.033800	0.000000	0.000000	0.001736	0.035536
	3	0.029082	0.000000	0.000000	0.001368	0.030450



Factpages

Field

Printed: 10.2.2025 - 21:28

2013	4	0.027720	0.000000	0.000000	0.001316	0.029036
	5	0.013757	0.000000	0.000000	0.000622	0.014379
	6	0.000000	0.000000	0.000000	0.000000	0.000000
	7	0.000334	0.000000	0.000000	0.000014	0.000348
	8	0.005705	0.000000	0.000000	0.000206	0.005911
	9	0.012954	0.000000	0.000000	0.000448	0.013402
	10	0.030531	0.000000	0.000000	0.001038	0.031569
	11	0.030148	0.000000	0.000000	0.000958	0.031106
	12	0.040202	0.000000	0.000000	0.001358	0.041560
2012		0.225551	0.000000	0.000000	0.009577	0.235128
	1	0.021545	0.000000	0.000000	0.000857	0.022402
	2	0.022960	0.000000	0.000000	0.000908	0.023868
	3	0.025632	0.000000	0.000000	0.001038	0.026670
	4	0.023570	0.000000	0.000000	0.000928	0.024498
	5	0.023269	0.000000	0.000000	0.001077	0.024346
	6	0.021509	0.000000	0.000000	0.000951	0.022460
	7	0.028468	0.000000	0.000000	0.001200	0.029668
	8	0.026764	0.000000	0.000000	0.001217	0.027981
	9	0.008779	0.000000	0.000000	0.000408	0.009187
	10	0.000000	0.000000	0.000000	0.000000	0.000000
	11	0.009372	0.000000	0.000000	0.000384	0.009756
12	0.013683	0.000000	0.000000	0.000609	0.014292	
2011		0.290396	0.000000	0.000000	0.011455	0.301851
	1	0.024821	0.000000	0.000000	0.001042	0.025863
	2	0.022020	0.000000	0.000000	0.000913	0.022933
	3	0.026035	0.000000	0.000000	0.001065	0.027100
	4	0.026575	0.000000	0.000000	0.001057	0.027632
	5	0.020357	0.000000	0.000000	0.000871	0.021228
	6	0.027062	0.000000	0.000000	0.001023	0.028085
	7	0.025429	0.000000	0.000000	0.001006	0.026435
	8	0.022436	0.000000	0.000000	0.000792	0.023228
	9	0.023962	0.000000	0.000000	0.000896	0.024858
	10	0.022307	0.000000	0.000000	0.000793	0.023100
	11	0.024094	0.000000	0.000000	0.000974	0.025068
12	0.025298	0.000000	0.000000	0.001023	0.026321	
2010		0.284850	0.000000	0.000000	0.012734	0.297584
	1	0.025751	0.000000	0.000000	0.001306	0.027057
	2	0.023784	0.000000	0.000000	0.001161	0.024945
	3	0.028163	0.000000	0.000000	0.001409	0.029572
	4	0.026778	0.000000	0.000000	0.001340	0.028118
	5	0.029605	0.000000	0.000000	0.001443	0.031048
	6	0.001479	0.000000	0.000000	0.000051	0.001530
7	0.029806	0.000000	0.000000	0.001111	0.030917	



Factpages

Field

Printed: 10.2.2025 - 21:28

2010	8	0.024107	0.000000	0.000000	0.001015	0.025122
	9	0.024370	0.000000	0.000000	0.001078	0.025448
	10	0.026847	0.000000	0.000000	0.001190	0.028037
	11	0.023859	0.000000	0.000000	0.000896	0.024755
	12	0.020301	0.000000	0.000000	0.000734	0.021035
2009		0.340902	0.000000	0.000000	0.016177	0.357079
	1	0.033095	0.000000	0.000000	0.001325	0.034420
	2	0.027665	0.000000	0.000000	0.002106	0.029771
	3	0.032990	0.000000	0.000000	0.002209	0.035199
	4	0.030384	0.000000	0.000000	0.001417	0.031801
	5	0.030371	0.000000	0.000000	0.001130	0.031501
	6	0.028170	0.000000	0.000000	0.001134	0.029304
	7	0.027306	0.000000	0.000000	0.001044	0.028350
	8	0.027846	0.000000	0.000000	0.001147	0.028993
	9	0.024361	0.000000	0.000000	0.000962	0.025323
	10	0.022425	0.000000	0.000000	0.000930	0.023355
	11	0.028463	0.000000	0.000000	0.001398	0.029861
12	0.027826	0.000000	0.000000	0.001375	0.029201	
2008		0.591333	0.000000	0.000000	0.037498	0.628831
	1	0.073179	0.000000	0.000000	0.004674	0.077853
	2	0.064639	0.000000	0.000000	0.004229	0.068868
	3	0.060156	0.000000	0.000000	0.003887	0.064043
	4	0.040624	0.000000	0.000000	0.002555	0.043179
	5	0.053354	0.000000	0.000000	0.003515	0.056869
	6	0.044013	0.000000	0.000000	0.002179	0.046192
	7	0.053323	0.000000	0.000000	0.003157	0.056480
	8	0.052850	0.000000	0.000000	0.003176	0.056026
	9	0.050812	0.000000	0.000000	0.003355	0.054167
	10	0.043339	0.000000	0.000000	0.002822	0.046161
	11	0.022961	0.000000	0.000000	0.001481	0.024442
12	0.032083	0.000000	0.000000	0.002468	0.034551	
2007		0.649865	0.000000	0.000000	0.036586	0.686451
	1	0.067491	0.000000	0.000000	0.003785	0.071276
	2	0.056306	0.000000	0.000000	0.003039	0.059345
	3	0.065659	0.000000	0.000000	0.003556	0.069215
	4	0.061183	0.000000	0.000000	0.003551	0.064734
	5	0.060779	0.000000	0.000000	0.003796	0.064575
	6	0.010240	0.000000	0.000000	0.000450	0.010690
	7	0.043668	0.000000	0.000000	0.002261	0.045929
	8	0.050291	0.000000	0.000000	0.002768	0.053059
	9	0.041890	0.000000	0.000000	0.002161	0.044051
	10	0.064053	0.000000	0.000000	0.003802	0.067855
11	0.057044	0.000000	0.000000	0.003313	0.060357	



Factpages

Field

Printed: 10.2.2025 - 21:28

2007	12	0.071261	0.000000	0.000000	0.004104	0.075365
2006		0.935520	0.000000	0.000000	0.055673	0.991193
	1	0.095171	0.000000	0.000000	0.006386	0.101557
	2	0.085689	0.000000	0.000000	0.005377	0.091066
	3	0.086326	0.000000	0.000000	0.005031	0.091357
	4	0.088941	0.000000	0.000000	0.005336	0.094277
	5	0.090926	0.000000	0.000000	0.005516	0.096442
	6	0.061523	0.000000	0.000000	0.003739	0.065262
	7	0.074021	0.000000	0.000000	0.003975	0.077996
	8	0.081618	0.000000	0.000000	0.004485	0.086103
	9	0.073226	0.000000	0.000000	0.004082	0.077308
	10	0.072933	0.000000	0.000000	0.004408	0.077341
	11	0.056481	0.000000	0.000000	0.003212	0.059693
12	0.068665	0.000000	0.000000	0.004126	0.072791	
2005		1.240304	0.000000	0.000000	0.069671	1.309975
	1	0.102631	0.000000	0.000000	0.005619	0.108250
	2	0.105992	0.000000	0.000000	0.005997	0.111989
	3	0.127812	0.000000	0.000000	0.007103	0.134915
	4	0.116184	0.000000	0.000000	0.006981	0.123165
	5	0.113881	0.000000	0.000000	0.005814	0.119695
	6	0.107462	0.000000	0.000000	0.004843	0.112305
	7	0.104760	0.000000	0.000000	0.005844	0.110604
	8	0.066039	0.000000	0.000000	0.003811	0.069850
	9	0.104305	0.000000	0.000000	0.006085	0.110390
	10	0.102854	0.000000	0.000000	0.006014	0.108868
	11	0.092327	0.000000	0.000000	0.005709	0.098036
12	0.096057	0.000000	0.000000	0.005851	0.101908	
2004		0.883563	0.000000	0.000000	0.046027	0.929590
	1	0.111894	0.000000	0.000000	0.006036	0.117930
	2	0.103164	0.000000	0.000000	0.005436	0.108600
	3	0.108108	0.000000	0.000000	0.005055	0.113163
	4	0.103619	0.000000	0.000000	0.005174	0.108793
	5	0.102811	0.000000	0.000000	0.005349	0.108160
	6	0.098090	0.000000	0.000000	0.005555	0.103645
	7	0.098321	0.000000	0.000000	0.004993	0.103314
	8	0.070912	0.000000	0.000000	0.003383	0.074295
	9	0.000098	0.000000	0.000000	0.000002	0.000100
	10	0.000000	0.000000	0.000000	0.000000	0.000000
	11	0.000000	0.000000	0.000000	0.000000	0.000000
12	0.086546	0.000000	0.000000	0.005044	0.091590	
2003		1.463333	0.000000	0.000000	0.071858	1.535191
	1	0.145128	0.000000	0.000000	0.007188	0.152316



Factpages

Field

Printed: 10.2.2025 - 21:28

2003	2	0.125111	0.000000	0.000000	0.006084	0.131195
	3	0.139615	0.000000	0.000000	0.006959	0.146574
	4	0.128440	0.000000	0.000000	0.006493	0.134933
	5	0.123605	0.000000	0.000000	0.006170	0.129775
	6	0.121183	0.000000	0.000000	0.005951	0.127134
	7	0.121290	0.000000	0.000000	0.005952	0.127242
	8	0.095318	0.000000	0.000000	0.004354	0.099672
	9	0.120479	0.000000	0.000000	0.005229	0.125708
	10	0.116911	0.000000	0.000000	0.006048	0.122959
	11	0.110643	0.000000	0.000000	0.005670	0.116313
	12	0.115610	0.000000	0.000000	0.005760	0.121370
	2002		1.726489	0.000000	0.000000	0.087238
1		0.148696	0.000000	0.000000	0.007524	0.156220
2		0.147208	0.000000	0.000000	0.007794	0.155002
3		0.118847	0.000000	0.000000	0.006950	0.125797
4		0.158865	0.000000	0.000000	0.008207	0.167072
5		0.149675	0.000000	0.000000	0.007619	0.157294
6		0.145630	0.000000	0.000000	0.006756	0.152386
7		0.151030	0.000000	0.000000	0.007185	0.158215
8		0.130099	0.000000	0.000000	0.006617	0.136716
9		0.155541	0.000000	0.000000	0.008267	0.163808
10		0.140542	0.000000	0.000000	0.006794	0.147336
11		0.139297	0.000000	0.000000	0.006957	0.146254
12	0.141059	0.000000	0.000000	0.006568	0.147627	
2001		0.534978	0.000000	0.000000	0.025162	0.560140
	7	0.047588	0.000000	0.000000	0.001966	0.049554
	8	0.030311	0.000000	0.000000	0.001106	0.031417
	9	0.063859	0.000000	0.000000	0.002343	0.066202
	10	0.102239	0.000000	0.000000	0.005153	0.107392
	11	0.129134	0.000000	0.000000	0.006502	0.135636
	12	0.161847	0.000000	0.000000	0.008092	0.169939

Production , sum wellbores

	Month	Gross - oil [mill Sm3]	Gross - gas [bill Sm3]	Gross - condensate [mill Sm3]	Gross - oil equivalents [mill Sm3]
Sum		12.162588	2.539869	0.000000	14.702457
2024		0.082204	0.014367	0.000000	0.096571
	1	0.005843	0.001608	0.000000	0.007451
	2	0.004187	0.000828	0.000000	0.005015
	3	0.004220	0.000810	0.000000	0.005030
	4	0.005541	0.000870	0.000000	0.006411
	5	0.019246	0.003036	0.000000	0.022282
	6	0.007990	0.001585	0.000000	0.009575



Factpages

Field

Printed: 10.2.2025 - 21:28

2024	7	0.003469	0.000582	0.000000	0.004051
	8	0.010120	0.001625	0.000000	0.011745
	9	0.009429	0.001527	0.000000	0.010956
	10	0.009176	0.001330	0.000000	0.010506
	11	0.002983	0.000566	0.000000	0.003549
2023		0.165848	0.025583	0.000000	0.191431
	1	0.014121	0.002473	0.000000	0.016594
	2	0.022427	0.003644	0.000000	0.026071
	3	0.014695	0.002276	0.000000	0.016971
	4	0.007460	0.001282	0.000000	0.008742
	5	0.016362	0.002635	0.000000	0.018997
	6	0.015486	0.002721	0.000000	0.018207
	7	0.024444	0.003451	0.000000	0.027895
	8	0.004775	0.000790	0.000000	0.005565
	9	0.009702	0.001193	0.000000	0.010895
	10	0.014098	0.001509	0.000000	0.015607
	11	0.011215	0.001809	0.000000	0.013024
12	0.011063	0.001800	0.000000	0.012863	
2022		0.114056	0.022850	0.000000	0.136906
	1	0.016850	0.004050	0.000000	0.020900
	2	0.000000	0.000000	0.000000	0.000000
	3	0.020214	0.005041	0.000000	0.025255
	4	0.013666	0.002597	0.000000	0.016263
	5	0.006653	0.001930	0.000000	0.008583
	6	0.000000	0.000000	0.000000	0.000000
	7	0.018973	0.003090	0.000000	0.022063
	8	0.015426	0.002532	0.000000	0.017958
	9	0.003721	0.000870	0.000000	0.004591
	10	0.002054	0.000434	0.000000	0.002488
	11	0.006941	0.001035	0.000000	0.007976
12	0.009558	0.001271	0.000000	0.010829	
2021		0.209989	0.037968	0.000000	0.247957
	1	0.015742	0.003022	0.000000	0.018764
	2	0.014113	0.002560	0.000000	0.016673
	3	0.007783	0.000512	0.000000	0.008295
	4	0.014418	0.001272	0.000000	0.015690
	5	0.020438	0.003132	0.000000	0.023570
	6	0.015574	0.003399	0.000000	0.018973
	7	0.026668	0.004707	0.000000	0.031375
	8	0.025673	0.004462	0.000000	0.030135
	9	0.020464	0.004186	0.000000	0.024650
	10	0.019284	0.003603	0.000000	0.022887
11	0.013273	0.003062	0.000000	0.016335	



Factpages

Field

Printed: 10.2.2025 - 21:28

2021	12	0.016559	0.004051	0.000000	0.020610
2020		0.274034	0.047686	0.000000	0.321720
	1	0.033930	0.005778	0.000000	0.039708
	2	0.031941	0.005614	0.000000	0.037555
	3	0.030269	0.004629	0.000000	0.034898
	4	0.036397	0.006757	0.000000	0.043154
	5	0.030559	0.005800	0.000000	0.036359
	6	0.011711	0.002219	0.000000	0.013930
	7	0.018435	0.003183	0.000000	0.021618
	8	0.027523	0.004462	0.000000	0.031985
	9	0.021880	0.003927	0.000000	0.025807
	10	0.009218	0.001443	0.000000	0.010661
	11	0.006192	0.000799	0.000000	0.006991
12	0.015979	0.003075	0.000000	0.019054	
2019		0.232342	0.038165	0.000000	0.270507
	1	0.021022	0.002833	0.000000	0.023855
	2	0.011530	0.001909	0.000000	0.013439
	3	0.020146	0.003973	0.000000	0.024119
	4	0.019905	0.003363	0.000000	0.023268
	5	0.014622	0.002146	0.000000	0.016768
	6	0.000000	0.000000	0.000000	0.000000
	7	0.016733	0.002608	0.000000	0.019341
	8	0.018048	0.003211	0.000000	0.021259
	9	0.029465	0.004793	0.000000	0.034258
	10	0.020411	0.003550	0.000000	0.023961
	11	0.023375	0.003572	0.000000	0.026947
12	0.037085	0.006207	0.000000	0.043292	
2018		0.367405	0.060122	0.000000	0.427527
	1	0.000000	0.000026	0.000000	0.000026
	2	0.009308	0.001479	0.000000	0.010787
	3	0.034214	0.004336	0.000000	0.038550
	4	0.064695	0.009604	0.000000	0.074299
	5	0.059833	0.011113	0.000000	0.070946
	6	0.017861	0.003054	0.000000	0.020915
	7	0.036537	0.005202	0.000000	0.041739
	8	0.040735	0.006636	0.000000	0.047371
	9	0.031619	0.006028	0.000000	0.037647
	10	0.032607	0.005782	0.000000	0.038389
	11	0.019038	0.003193	0.000000	0.022231
12	0.020958	0.003669	0.000000	0.024627	
2017		0.210854	0.033603	0.000000	0.244457
	1	0.022837	0.003690	0.000000	0.026527



Factpages

Field

Printed: 10.2.2025 - 21:28

2017	2	0.015984	0.002820	0.000000	0.018804
	3	0.017862	0.002712	0.000000	0.020574
	4	0.023657	0.003853	0.000000	0.027510
	5	0.017850	0.002742	0.000000	0.020592
	6	0.027136	0.004427	0.000000	0.031563
	7	0.019357	0.003003	0.000000	0.022360
	8	0.018635	0.002977	0.000000	0.021612
	9	0.021004	0.003023	0.000000	0.024027
	10	0.001462	0.000283	0.000000	0.001745
	11	0.013892	0.002177	0.000000	0.016069
	12	0.011178	0.001896	0.000000	0.013074
	2016		0.243772	0.040222	0.000000
1		0.024015	0.004139	0.000000	0.028154
2		0.024543	0.004050	0.000000	0.028593
3		0.023434	0.003804	0.000000	0.027238
4		0.023469	0.003851	0.000000	0.027320
5		0.023807	0.004352	0.000000	0.028159
6		0.002175	0.000325	0.000000	0.002500
7		0.023502	0.003706	0.000000	0.027208
8		0.025012	0.003960	0.000000	0.028972
9		0.016996	0.002707	0.000000	0.019703
10		0.022143	0.003578	0.000000	0.025721
11		0.017277	0.003028	0.000000	0.020305
12	0.017399	0.002722	0.000000	0.020121	
2015		0.275598	0.050781	0.000000	0.326379
	1	0.026848	0.005271	0.000000	0.032119
	2	0.023453	0.004593	0.000000	0.028046
	3	0.020294	0.003943	0.000000	0.024237
	4	0.022560	0.004077	0.000000	0.026637
	5	0.033884	0.006125	0.000000	0.040009
	6	0.026182	0.004959	0.000000	0.031141
	7	0.002530	0.000510	0.000000	0.003040
	8	0.022316	0.004034	0.000000	0.026350
	9	0.024170	0.004298	0.000000	0.028468
	10	0.022519	0.004086	0.000000	0.026605
	11	0.026302	0.004722	0.000000	0.031024
12	0.024540	0.004163	0.000000	0.028703	
2014		0.361955	0.060476	0.000000	0.422431
	1	0.048195	0.007849	0.000000	0.056044
	2	0.017883	0.003005	0.000000	0.020888
	3	0.040438	0.006529	0.000000	0.046967
	4	0.041706	0.006841	0.000000	0.048547
	5	0.046787	0.008197	0.000000	0.054984



Factpages

Field

Printed: 10.2.2025 - 21:28

2014	6	0.018085	0.003084	0.000000	0.021169
	7	0.027389	0.004635	0.000000	0.032024
	8	0.031639	0.005423	0.000000	0.037062
	9	0.023159	0.004033	0.000000	0.027192
	10	0.017366	0.002831	0.000000	0.020197
	11	0.022685	0.003669	0.000000	0.026354
	12	0.026623	0.004380	0.000000	0.031003
2013		0.259516	0.041631	0.000000	0.301147
	1	0.016868	0.002729	0.000000	0.019597
	2	0.037517	0.006821	0.000000	0.044338
	3	0.031947	0.005167	0.000000	0.037114
	4	0.030441	0.005332	0.000000	0.035773
	5	0.015026	0.002351	0.000000	0.017377
	6	0.000000	0.000000	0.000000	0.000000
	7	0.000360	0.000054	0.000000	0.000414
	8	0.006115	0.000965	0.000000	0.007080
	9	0.013850	0.002198	0.000000	0.016048
	10	0.032458	0.004749	0.000000	0.037207
	11	0.032106	0.004566	0.000000	0.036672
	12	0.042828	0.006699	0.000000	0.049527
2012		0.243045	0.036496	0.000000	0.279541
	1	0.022951	0.003672	0.000000	0.026623
	2	0.024137	0.003900	0.000000	0.028037
	3	0.027235	0.004166	0.000000	0.031401
	4	0.025275	0.003987	0.000000	0.029262
	5	0.025258	0.003796	0.000000	0.029054
	6	0.023444	0.003350	0.000000	0.026794
	7	0.030975	0.004433	0.000000	0.035408
	8	0.029116	0.004433	0.000000	0.033549
	9	0.009530	0.001274	0.000000	0.010804
	10	0.000000	0.000000	0.000000	0.000000
	11	0.010099	0.001333	0.000000	0.011432
	12	0.015025	0.002152	0.000000	0.017177
2011		0.305984	0.047745	0.000000	0.353729
	1	0.026191	0.004160	0.000000	0.030351
	2	0.023195	0.003734	0.000000	0.026929
	3	0.027563	0.004335	0.000000	0.031898
	4	0.028090	0.004407	0.000000	0.032497
	5	0.021561	0.003470	0.000000	0.025031
	6	0.028580	0.004450	0.000000	0.033030
	7	0.026996	0.004339	0.000000	0.031335
	8	0.023602	0.003732	0.000000	0.027334
	9	0.025108	0.003892	0.000000	0.029000



Factpages

Field

Printed: 10.2.2025 - 21:28

2011	10	0.023091	0.002996	0.000000	0.026087
	11	0.025277	0.003936	0.000000	0.029213
	12	0.026730	0.004294	0.000000	0.031024
2010		0.302094	0.054186	0.000000	0.356280
	1	0.027438	0.005680	0.000000	0.033118
	2	0.025268	0.004771	0.000000	0.030039
	3	0.029989	0.005729	0.000000	0.035718
	4	0.028498	0.005360	0.000000	0.033858
	5	0.031512	0.005631	0.000000	0.037143
	6	0.001517	0.000246	0.000000	0.001763
	7	0.031725	0.005407	0.000000	0.037132
	8	0.025453	0.004286	0.000000	0.029739
	9	0.025861	0.004461	0.000000	0.030322
	10	0.028458	0.004800	0.000000	0.033258
	11	0.025059	0.004344	0.000000	0.029403
12	0.021316	0.003471	0.000000	0.024787	
2009		0.367067	0.086336	0.000000	0.453403
	1	0.035731	0.008894	0.000000	0.044625
	2	0.030091	0.007462	0.000000	0.037553
	3	0.035396	0.008684	0.000000	0.044080
	4	0.032910	0.008220	0.000000	0.041130
	5	0.032711	0.008183	0.000000	0.040894
	6	0.030317	0.007390	0.000000	0.037707
	7	0.029104	0.006867	0.000000	0.035971
	8	0.030174	0.006907	0.000000	0.037081
	9	0.026115	0.006080	0.000000	0.032195
	10	0.024336	0.005559	0.000000	0.029895
	11	0.030326	0.006103	0.000000	0.036429
12	0.029856	0.005987	0.000000	0.035843	
2008		0.637893	0.124042	0.000000	0.761935
	1	0.077605	0.014289	0.000000	0.091894
	2	0.070392	0.012695	0.000000	0.083087
	3	0.065547	0.013076	0.000000	0.078623
	4	0.043896	0.007846	0.000000	0.051742
	5	0.058634	0.010921	0.000000	0.069555
	6	0.046218	0.008481	0.000000	0.054699
	7	0.057884	0.009990	0.000000	0.067874
	8	0.057647	0.011234	0.000000	0.068881
	9	0.053873	0.011116	0.000000	0.064989
	10	0.046698	0.010408	0.000000	0.057106
	11	0.024746	0.005609	0.000000	0.030355
12	0.034753	0.008377	0.000000	0.043130	



Factpages

Field

Printed: 10.2.2025 - 21:28

2007		0.695509	0.131141	0.000000	0.826650
	1	0.072623	0.014381	0.000000	0.087004
	2	0.060435	0.012313	0.000000	0.072748
	3	0.070341	0.014808	0.000000	0.085149
	4	0.066049	0.013731	0.000000	0.079780
	5	0.065931	0.014060	0.000000	0.079991
	6	0.010848	0.002274	0.000000	0.013122
	7	0.046945	0.008798	0.000000	0.055743
	8	0.053779	0.009644	0.000000	0.063423
	9	0.045014	0.007645	0.000000	0.052659
	10	0.067785	0.010840	0.000000	0.078625
	11	0.060237	0.009350	0.000000	0.069587
12	0.075522	0.013297	0.000000	0.088819	
2006		0.962692	0.218172	0.000000	1.180864
	1	0.095106	0.023767	0.000000	0.118873
	2	0.085646	0.021043	0.000000	0.106689
	3	0.086638	0.019718	0.000000	0.106356
	4	0.088896	0.021637	0.000000	0.110533
	5	0.090880	0.021624	0.000000	0.112504
	6	0.061388	0.015003	0.000000	0.076391
	7	0.073983	0.017069	0.000000	0.091052
	8	0.088019	0.018958	0.000000	0.106977
	9	0.078574	0.016612	0.000000	0.095186
	10	0.078576	0.016174	0.000000	0.094750
	11	0.060874	0.012287	0.000000	0.073161
12	0.074112	0.014280	0.000000	0.088392	
2005		1.239226	0.298383	0.000000	1.537609
	1	0.102579	0.021937	0.000000	0.124516
	2	0.105958	0.023982	0.000000	0.129940
	3	0.127748	0.028746	0.000000	0.156494
	4	0.116125	0.027409	0.000000	0.143534
	5	0.113823	0.027767	0.000000	0.141590
	6	0.107408	0.027002	0.000000	0.134410
	7	0.104707	0.026687	0.000000	0.131394
	8	0.066006	0.016655	0.000000	0.082661
	9	0.104268	0.025753	0.000000	0.130021
	10	0.102758	0.025128	0.000000	0.127886
	11	0.091803	0.022682	0.000000	0.114485
12	0.096043	0.024635	0.000000	0.120678	
2004		0.883404	0.206491	0.000000	1.089895
	1	0.112686	0.025890	0.000000	0.138576
	2	0.103104	0.024153	0.000000	0.127257
	3	0.106856	0.025278	0.000000	0.132134



Factpages

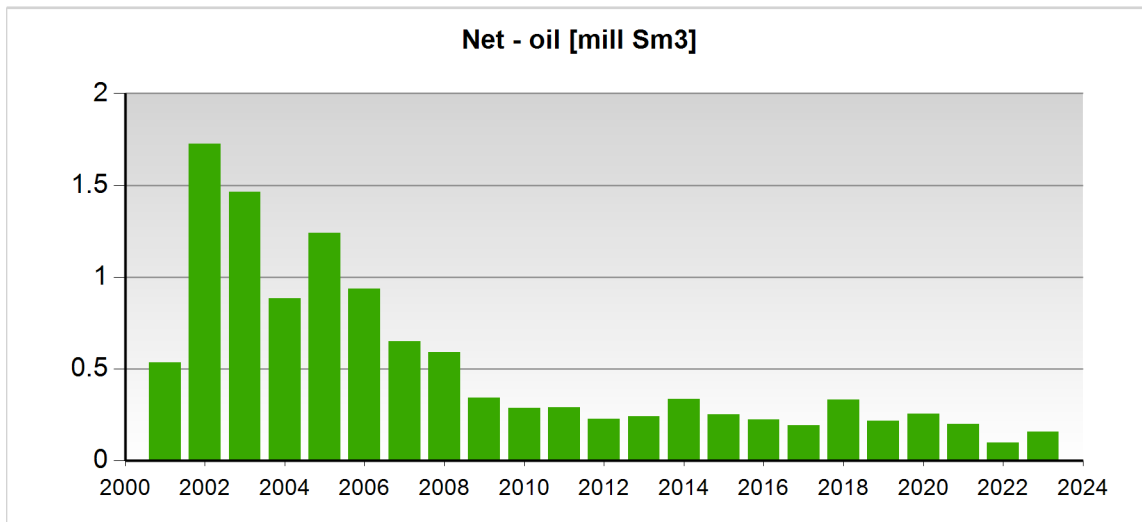
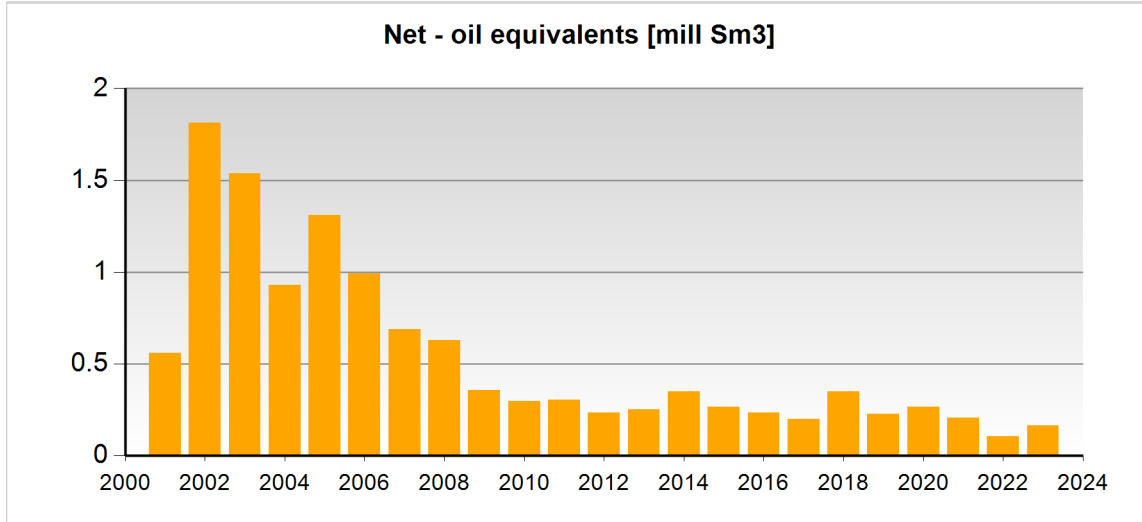
Field

Printed: 10.2.2025 - 21:28

2004	4	0.103566	0.024294	0.000000	0.127860
	5	0.103491	0.024852	0.000000	0.128343
	6	0.099371	0.024096	0.000000	0.123467
	7	0.096958	0.024154	0.000000	0.121112
	8	0.070876	0.017121	0.000000	0.087997
	9	0.000000	0.000003	0.000000	0.000003
	10	0.000000	0.000000	0.000000	0.000000
	11	0.000000	0.000000	0.000000	0.000000
	12	0.086496	0.016650	0.000000	0.103146
2003		1.462999	0.340571	0.000000	1.803570
	1	0.145106	0.034260	0.000000	0.179366
	2	0.125325	0.029013	0.000000	0.154338
	3	0.139544	0.032906	0.000000	0.172450
	4	0.128375	0.030217	0.000000	0.158592
	5	0.123542	0.028704	0.000000	0.152246
	6	0.121080	0.027992	0.000000	0.149072
	7	0.121282	0.027745	0.000000	0.149027
	8	0.095333	0.022331	0.000000	0.117664
	9	0.120424	0.028529	0.000000	0.148953
	10	0.116852	0.026414	0.000000	0.143266
	11	0.110584	0.025446	0.000000	0.136030
	12	0.115552	0.027014	0.000000	0.142566
2002		1.729897	0.398824	0.000000	2.128721
	1	0.152526	0.032907	0.000000	0.185433
	2	0.147133	0.032886	0.000000	0.180019
	3	0.119162	0.029361	0.000000	0.148523
	4	0.158785	0.036820	0.000000	0.195605
	5	0.149600	0.036490	0.000000	0.186090
	6	0.145557	0.031977	0.000000	0.177534
	7	0.150954	0.034761	0.000000	0.185715
	8	0.130033	0.029627	0.000000	0.159660
	9	0.155462	0.036015	0.000000	0.191477
	10	0.140471	0.031681	0.000000	0.172152
	11	0.139226	0.033496	0.000000	0.172722
	12	0.140988	0.032803	0.000000	0.173791
2001		0.535205	0.124028	0.000000	0.659233
	7	0.047773	0.001220	0.000000	0.048993
	8	0.030296	0.007809	0.000000	0.038105
	9	0.063784	0.016148	0.000000	0.079932
	10	0.102187	0.025096	0.000000	0.127283
	11	0.129069	0.032438	0.000000	0.161507
	12	0.162096	0.041317	0.000000	0.203413

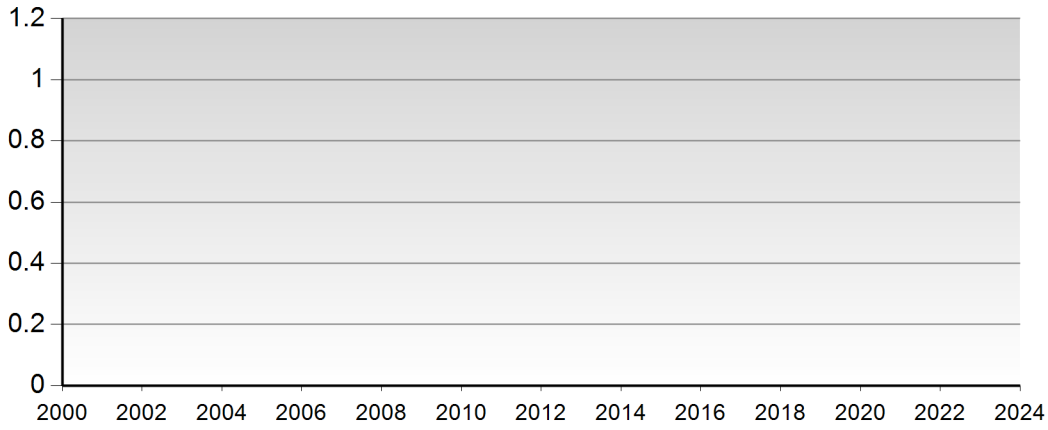


Production - charts

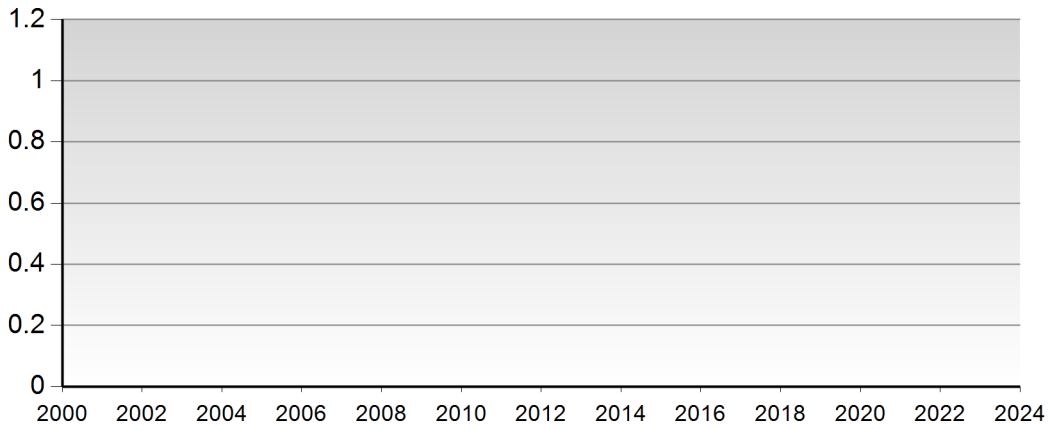




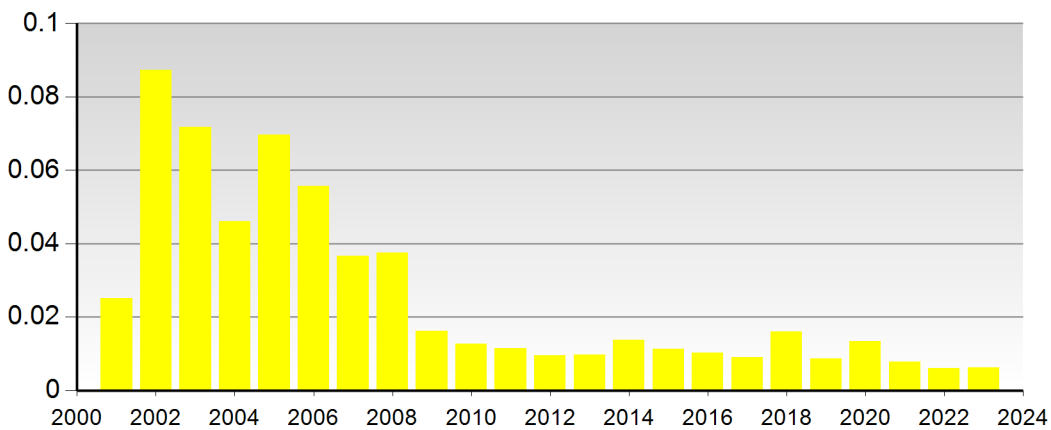
Net - gas [bill Sm3]

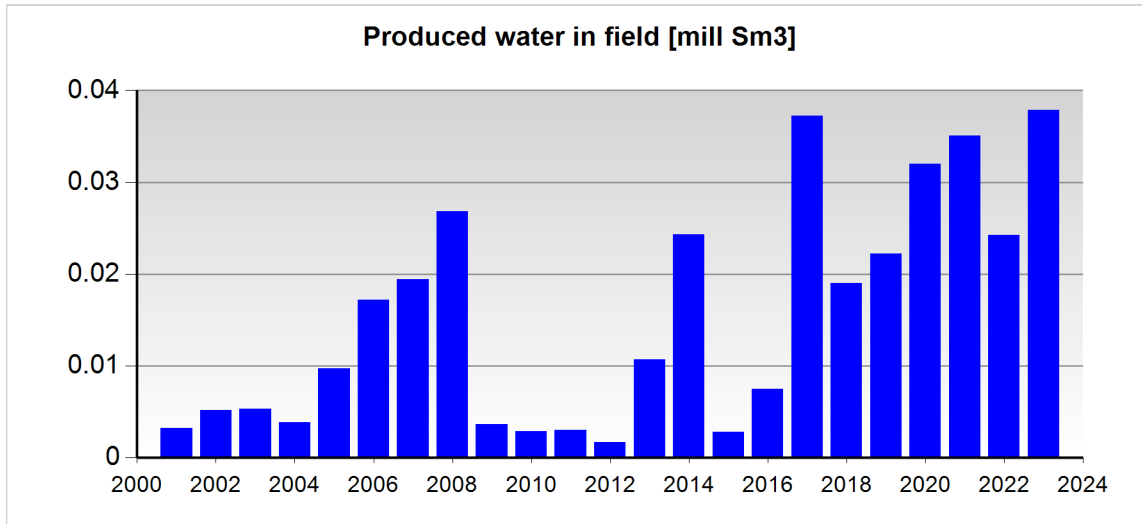


Net - condensate [mill Sm3]



Net - NGL [mill Sm3]





Any produced water is only included after 1.1.2000

Wellbores - exploration

Wellbore name	Entered date	Completed date	Purpose	Status	Content
1/3-3	22.08.1982	24.03.1983	WILDCAT	P&A	OIL
1/3-9 S	08.05.1998	31.07.1998	APPRAISAL	RE-CLASS TO DEV	OIL

Wellbores - development

Wellbore name	Entered date	Completed date	Purpose	Content
1/3-K-1	08.05.1998	31.07.1998	PRODUCTION	OIL
1/3-K-2	02.01.2018	19.01.2018	OBSERVATION	NOT APPLICABLE
1/3-K-2 A	20.01.2018	26.01.2018	PRODUCTION	OIL
1/3-K-2 B	03.03.2021	30.03.2021	PRODUCTION	OIL
1/3-K-3	08.09.2001	24.10.2001	PRODUCTION	OIL
1/3-K-4	06.11.2017	15.12.2017	PRODUCTION	OIL
1/3-K-6	06.06.2001	18.08.2001	PRODUCTION	OIL

Wellbores - other

Wellbore name	Entered date	Completed date	Purpose	Status
---------------	--------------	----------------	---------	--------