

**General information**

Field name	ALBUSKJELL
Factmaps in new window	<a href="#">link to map</a>
Current activity status	Shut down
Discovery wellbore	<a href="#">1/6-1</a>
Discovery year.	1972
Main area	North sea
Main supply base	
NPDID field	43437

**Picture**

Picture not available

**Discoveries included**

Discovery name
<a href="#">1/6-1 Albuskjell</a>

**Activity status – history**

Status	Status from	Status to
Shut down	26.08.1998	
Producing	26.05.1979	25.08.1998
Approved for production	25.04.1975	25.05.1979

**Located in**

Block name	Prod. licence
1/6	<a href="#">018 B</a>
2/4	<a href="#">018</a>

**PDO - Plan for Development and Operations**

Date PDO approved	Description	Type
25.04.1975	St.meld.nr.90 (74-75)	PDO

**Ownership – full history**

Owner kind	Owner name	Ownership from date	Ownership to date
PRODUCTION LICENSE	<a href="#">018</a>	<a href="#">25.04.1975</a>	

**Operatorship – full history**

Company name	Operatorship from	Operatorship to
<a href="#">ConocoPhillips Skandinavia AS</a>	<a href="#">06.05.2003</a>	





<a href="#">Phillips Petroleum Norsk AS</a>	<a href="#">01.04.2003</a>	<a href="#">05.05.2003</a>
<a href="#">ConocoPhillips Norge</a>	<a href="#">23.10.2002</a>	<a href="#">31.03.2003</a>
<a href="#">Phillips Petroleum Company Norway</a>	<a href="#">25.04.1975</a>	<a href="#">22.10.2002</a>

**Licensees – full history**

Company name	Nation code	Company share [%]	Date licensee from
<a href="#">TotalEnergies EP Norge AS</a>	NO	39.896000	30.09.2022
<a href="#">ConocoPhillips Skandinavia AS</a>	NO	35.112000	30.09.2022
<a href="#">Vår Energi ASA</a>	NO	12.388000	30.09.2022
<a href="#">Sval Energi AS</a>	NO	7.604000	30.09.2022
<a href="#">Petoro AS</a>	NO	5.000000	30.09.2022
<a href="#">TotalEnergies EP Norge AS</a>	NO	39.896000	28.01.2022
<a href="#">ConocoPhillips Skandinavia AS</a>	NO	35.112000	28.01.2022
<a href="#">Vår Energi ASA</a>	NO	12.388000	28.01.2022
<a href="#">Equinor Energy AS</a>	NO	7.604000	28.01.2022
<a href="#">Petoro AS</a>	NO	5.000000	28.01.2022
<a href="#">TotalEnergies EP Norge AS</a>	NO	39.896000	18.06.2021
<a href="#">ConocoPhillips Skandinavia AS</a>	NO	35.112000	18.06.2021
<a href="#">Vår Energi AS</a>	NO	12.388000	18.06.2021
<a href="#">Equinor Energy AS</a>	NO	7.604000	18.06.2021
<a href="#">Petoro AS</a>	NO	5.000000	18.06.2021
<a href="#">Total E&amp;P Norge AS</a>	NO	39.896000	10.12.2018
<a href="#">ConocoPhillips Skandinavia AS</a>	NO	35.112000	10.12.2018
<a href="#">Vår Energi AS</a>	NO	12.388000	10.12.2018
<a href="#">Equinor Energy AS</a>	NO	7.604000	10.12.2018
<a href="#">Petoro AS</a>	NO	5.000000	10.12.2018
<a href="#">Total E&amp;P Norge AS</a>	NO	39.896000	16.05.2018
<a href="#">ConocoPhillips Skandinavia AS</a>	NO	35.112000	16.05.2018
<a href="#">Eni Norge AS</a>	NO	12.388000	16.05.2018
<a href="#">Equinor Energy AS</a>	NO	7.604000	16.05.2018
<a href="#">Petoro AS</a>	NO	5.000000	16.05.2018
<a href="#">Total E&amp;P Norge AS</a>	NO	39.896000	02.11.2009
<a href="#">ConocoPhillips Skandinavia AS</a>	NO	35.112000	02.11.2009
<a href="#">Eni Norge AS</a>	NO	12.388000	02.11.2009
<a href="#">Statoil Petroleum AS</a>	NO	7.604000	02.11.2009
<a href="#">Petoro AS</a>	NO	5.000000	02.11.2009
<a href="#">Total E&amp;P Norge AS</a>	NO	39.896000	01.01.2009
<a href="#">ConocoPhillips Skandinavia AS</a>	NO	35.112000	01.01.2009
<a href="#">Eni Norge AS</a>	NO	12.388000	01.01.2009
<a href="#">StatoilHydro Petroleum AS</a>	NO	7.604000	01.01.2009
<a href="#">Petoro AS</a>	NO	5.000000	01.01.2009
<a href="#">Total E&amp;P Norge AS</a>	NO	39.896000	01.10.2007



Date licensee to
29.09.2022
29.09.2022
29.09.2022
29.09.2022
29.09.2022
27.01.2022
27.01.2022
27.01.2022
27.01.2022
27.01.2022
17.06.2021
17.06.2021
17.06.2021
17.06.2021
17.06.2021
09.12.2018
09.12.2018
09.12.2018
09.12.2018
09.12.2018
15.05.2018
15.05.2018
15.05.2018
15.05.2018
01.11.2009
01.11.2009
01.11.2009
01.11.2009
31.12.2008



<a href="#">ConocoPhillips Skandinavia AS</a>	NO	35.112000	01.10.2007
<a href="#">Eni Norge AS</a>	NO	12.388000	01.10.2007
<a href="#">StatoilHydro Petroleum AS</a>	NO	6.654000	01.10.2007
<a href="#">Petoro AS</a>	NO	5.000000	01.10.2007
<a href="#">StatoilHydro ASA</a>	NO	0.950000	01.10.2007
<a href="#">Total E&amp;P Norge AS</a>	NO	39.896000	01.01.2007
<a href="#">ConocoPhillips Skandinavia AS</a>	NO	35.112000	01.01.2007
<a href="#">Eni Norge AS</a>	NO	12.388000	01.01.2007
<a href="#">Norsk Hydro Petroleum AS</a>	NO	6.654000	01.01.2007
<a href="#">Petoro AS</a>	NO	5.000000	01.01.2007
<a href="#">Statoil ASA (old)</a>	NO	0.950000	01.01.2007
<a href="#">Total E&amp;P Norge AS</a>	NO	39.896000	15.12.2003
<a href="#">ConocoPhillips Skandinavia AS</a>	NO	35.112000	15.12.2003
<a href="#">Eni Norge AS</a>	NO	12.388000	15.12.2003
<a href="#">Norsk Hydro Produksjon AS</a>	NO	6.654000	15.12.2003
<a href="#">Petoro AS</a>	NO	5.000000	15.12.2003
<a href="#">Statoil ASA (old)</a>	NO	0.950000	15.12.2003
<a href="#">Total E&amp;P Norge AS</a>	NO	39.896000	06.05.2003
<a href="#">ConocoPhillips Skandinavia AS</a>	NO	35.112000	06.05.2003
<a href="#">Norsk Agip AS</a>	NO	12.388000	06.05.2003
<a href="#">Norsk Hydro Produksjon AS</a>	NO	6.654000	06.05.2003
<a href="#">Petoro AS</a>	NO	5.000000	06.05.2003
<a href="#">Statoil ASA (old)</a>	NO	0.950000	06.05.2003
<a href="#">TotalFinaElf Exploration Norge AS</a>	NO	39.896000	05.03.2003
<a href="#">Phillips Petroleum Norsk AS</a>	NO	35.112000	05.03.2003
<a href="#">Norsk Agip AS</a>	NO	12.388000	05.03.2003
<a href="#">Norsk Hydro Produksjon AS</a>	NO	6.654000	05.03.2003
<a href="#">Petoro AS</a>	NO	5.000000	05.03.2003
<a href="#">Statoil ASA (old)</a>	NO	0.950000	05.03.2003
<a href="#">TotalFinaElf Exploration Norge AS</a>	NO	39.896000	23.10.2002
<a href="#">ConocoPhillips Norge</a>	NO	35.112000	23.10.2002
<a href="#">Norsk Agip AS</a>	NO	12.388000	23.10.2002
<a href="#">Norsk Hydro Produksjon AS</a>	NO	6.654000	23.10.2002
<a href="#">Petoro AS</a>	NO	5.000000	23.10.2002
<a href="#">Statoil ASA (old)</a>	NO	0.950000	23.10.2002
<a href="#">TotalFinaElf Exploration Norge AS</a>	NO	39.896000	18.12.2001
<a href="#">Phillips Petroleum Company Norway</a>	NO	35.112000	18.12.2001
<a href="#">Norsk Agip AS</a>	NO	12.388000	18.12.2001
<a href="#">Norsk Hydro Produksjon AS</a>	NO	6.654000	18.12.2001
<a href="#">Petoro AS</a>	NO	5.000000	18.12.2001
<a href="#">Statoil ASA (old)</a>	NO	0.950000	18.12.2001
<a href="#">Phillips Petroleum Company Norway</a>	NO	35.112000	17.06.2001
<a href="#">Total Norge AS</a>	NO	31.870000	17.06.2001



31.12.2008
31.12.2008
31.12.2008
31.12.2008
31.12.2008
30.09.2007
30.09.2007
30.09.2007
30.09.2007
30.09.2007
30.09.2007
30.09.2007
31.12.2006
31.12.2006
31.12.2006
31.12.2006
31.12.2006
31.12.2006
14.12.2003
14.12.2003
14.12.2003
14.12.2003
14.12.2003
14.12.2003
05.05.2003
05.05.2003
05.05.2003
05.05.2003
05.05.2003
05.05.2003
04.03.2003
04.03.2003
04.03.2003
04.03.2003
04.03.2003
04.03.2003
22.10.2002
22.10.2002
22.10.2002
22.10.2002
22.10.2002
22.10.2002
17.12.2001
17.12.2001



<a href="#">Norsk Agip AS</a>	NO	12.388000	17.06.2001
<a href="#">TotalFinaElf Exploration Norge AS</a>	NO	8.026000	17.06.2001
<a href="#">Norsk Hydro Produksjon AS</a>	NO	6.654000	17.06.2001
<a href="#">Petoro AS</a>	NO	5.000000	17.06.2001
<a href="#">Statoil ASA (old)</a>	NO	0.950000	17.06.2001
<a href="#">Phillips Petroleum Company Norway</a>	NO	35.112000	10.05.2001
<a href="#">Total Norge AS</a>	NO	31.870000	10.05.2001
<a href="#">Norsk Agip AS</a>	NO	12.388000	10.05.2001
<a href="#">TotalFinaElf Exploration Norge AS</a>	NO	8.026000	10.05.2001
<a href="#">Norsk Hydro Produksjon AS</a>	NO	6.654000	10.05.2001
<a href="#">Statens Direkte Økonomiske Engasjement SDØE</a>	NO	5.000000	10.05.2001
<a href="#">Statoil ASA (old)</a>	NO	0.950000	10.05.2001
<a href="#">Phillips Petroleum Company Norway</a>	NO	35.112000	11.01.2001
<a href="#">Total Norge AS</a>	NO	31.870000	11.01.2001
<a href="#">Norsk Agip AS</a>	NO	12.388000	11.01.2001
<a href="#">TotalFinaElf Exploration Norge AS</a>	NO	8.026000	11.01.2001
<a href="#">Norsk Hydro Produksjon AS</a>	NO	6.654000	11.01.2001
<a href="#">Den norske stats oljeselskap a.s</a>	NO	5.950000	11.01.2001
<a href="#">Phillips Petroleum Company Norway</a>	NO	35.112000	20.12.2000
<a href="#">Total Norge AS</a>	NO	31.870000	20.12.2000
<a href="#">Norsk Agip AS</a>	NO	12.388000	20.12.2000
<a href="#">TotalFinaElf Exploration Norge AS</a>	NO	8.026000	20.12.2000
<a href="#">Norsk Hydro Produksjon AS</a>	NO	6.365000	20.12.2000
<a href="#">Den norske stats oljeselskap a.s</a>	NO	5.950000	20.12.2000
<a href="#">Saga Petroleum ASA</a>	NO	0.289000	20.12.2000
<a href="#">Phillips Petroleum Company Norway</a>	NO	35.112000	24.07.2000
<a href="#">Fina Production Licenses AS</a>	NO	28.500000	24.07.2000
<a href="#">Norsk Agip AS</a>	NO	12.388000	24.07.2000
<a href="#">TotalFinaElf Exploration Norge AS</a>	NO	8.026000	24.07.2000
<a href="#">Norsk Hydro Produksjon AS</a>	NO	6.365000	24.07.2000
<a href="#">Den norske stats oljeselskap a.s</a>	NO	5.950000	24.07.2000
<a href="#">Total Norge AS</a>	NO	3.370000	24.07.2000
<a href="#">Saga Petroleum ASA</a>	NO	0.289000	24.07.2000
<a href="#">Phillips Petroleum Company Norway</a>	NO	35.112000	01.01.1999
<a href="#">Fina Production Licenses AS</a>	NO	28.500000	01.01.1999
<a href="#">Norsk Agip AS</a>	NO	12.388000	01.01.1999
<a href="#">Elf Petroleum Norge AS</a>	NO	8.026000	01.01.1999
<a href="#">Norsk Hydro Produksjon AS</a>	NO	6.365000	01.01.1999
<a href="#">Den norske stats oljeselskap a.s</a>	NO	5.950000	01.01.1999
<a href="#">Total Norge AS</a>	NO	3.370000	01.01.1999
<a href="#">Saga Petroleum ASA</a>	NO	0.289000	01.01.1999
<a href="#">Phillips Petroleum Company Norway</a>	NO	36.960000	01.01.1997
<a href="#">Fina Production Licenses AS</a>	NO	30.000000	01.01.1997



17.12.2001
17.12.2001
17.12.2001
17.12.2001
17.12.2001
16.06.2001
16.06.2001
16.06.2001
16.06.2001
16.06.2001
16.06.2001
16.06.2001
16.06.2001
16.06.2001
09.05.2001
09.05.2001
09.05.2001
09.05.2001
09.05.2001
09.05.2001
10.01.2001
10.01.2001
10.01.2001
10.01.2001
10.01.2001
10.01.2001
10.01.2001
19.12.2000
19.12.2000
19.12.2000
19.12.2000
19.12.2000
19.12.2000
19.12.2000
19.12.2000
23.07.2000
23.07.2000
23.07.2000
23.07.2000
23.07.2000
23.07.2000
23.07.2000
23.07.2000
23.07.2000
31.12.1998
31.12.1998





<a href="#">Norsk Agip AS</a>	NO	13.040000	01.01.1997
<a href="#">Elf Petroleum Norge AS</a>	NO	8.449000	01.01.1997
<a href="#">Norsk Hydro Produksjon AS</a>	NO	6.700000	01.01.1997
<a href="#">Total Norge AS</a>	NO	3.547000	01.01.1997
<a href="#">Den norske stats oljeselskap a.s</a>	NO	1.000000	01.01.1997
<a href="#">Saga Petroleum ASA</a>	NO	0.304000	01.01.1997
<a href="#">Phillips Petroleum Company Norway</a>	NO	36.960000	01.01.1995
<a href="#">Fina Production Licenses AS</a>	NO	30.000000	01.01.1995
<a href="#">Norsk Agip AS</a>	NO	13.040000	01.01.1995
<a href="#">Elf Petroleum Norge AS</a>	NO	7.594000	01.01.1995
<a href="#">Norsk Hydro Produksjon AS</a>	NO	6.700000	01.01.1995
<a href="#">Total Norge AS</a>	NO	3.547000	01.01.1995
<a href="#">Den norske stats oljeselskap a.s</a>	NO	1.000000	01.01.1995
<a href="#">Elf Rex Norge AS</a>	NO	0.855000	01.01.1995
<a href="#">Saga Petroleum ASA</a>	NO	0.304000	01.01.1995
<a href="#">Phillips Petroleum Company Norway</a>	NO	36.960000	14.08.1992
<a href="#">Fina Production Licenses AS</a>	NO	30.000000	14.08.1992
<a href="#">Norsk Agip AS</a>	NO	13.040000	14.08.1992
<a href="#">Elf Petroleum Norge AS</a>	NO	7.594000	14.08.1992
<a href="#">Norsk Hydro Produksjon AS</a>	NO	6.700000	14.08.1992
<a href="#">Total Norge AS</a>	NO	3.547000	14.08.1992
<a href="#">Den norske stats oljeselskap a.s</a>	NO	1.000000	14.08.1992
<a href="#">Elf Rex Norge AS</a>	NO	0.855000	14.08.1992
<a href="#">Norminol AS</a>	NO	0.304000	14.08.1992
<a href="#">Phillips Petroleum Company Norway</a>	NO	36.960000	22.11.1990
<a href="#">Fina Production Licenses AS</a>	NO	30.000000	22.11.1990
<a href="#">Norsk Agip AS</a>	NO	13.040000	22.11.1990
<a href="#">Elf Aquitaine Norge A/S</a>	NO	7.594000	22.11.1990
<a href="#">Norsk Hydro Produksjon AS</a>	NO	6.700000	22.11.1990
<a href="#">Total Norge AS</a>	NO	3.547000	22.11.1990
<a href="#">Den norske stats oljeselskap a.s</a>	NO	1.000000	22.11.1990
<a href="#">Elf Rep Norge A/S</a>	NO	0.456000	22.11.1990
<a href="#">Elf Rex Norge AS</a>	NO	0.399000	22.11.1990
<a href="#">Norminol AS</a>	NO	0.304000	22.11.1990
<a href="#">Phillips Petroleum Company Norway</a>	NO	36.960000	01.04.1988
<a href="#">Fina Production Licenses AS</a>	NO	30.000000	01.04.1988
<a href="#">Norsk Agip AS</a>	NO	13.040000	01.04.1988
<a href="#">Elf Aquitaine Norge A/S</a>	NO	7.594000	01.04.1988
<a href="#">Norsk Hydro Produksjon AS</a>	NO	6.700000	01.04.1988
<a href="#">Total Norge AS</a>	NO	3.547000	01.04.1988
<a href="#">Den norske stats oljeselskap a.s</a>	NO	1.000000	01.04.1988
<a href="#">Eurafrep Norge A/S</a>	NO	0.456000	01.04.1988
<a href="#">Coparex Norge A/S</a>	NO	0.399000	01.04.1988



31.12.1998
31.12.1998
31.12.1998
31.12.1998
31.12.1998
31.12.1998
31.12.1996
31.12.1996
31.12.1996
31.12.1996
31.12.1996
31.12.1996
31.12.1996
31.12.1996
31.12.1996
31.12.1996
31.12.1996
31.12.1994
31.12.1994
31.12.1994
31.12.1994
31.12.1994
31.12.1994
31.12.1994
31.12.1994
31.12.1994
31.12.1994
31.12.1994
13.08.1992
13.08.1992
13.08.1992
13.08.1992
13.08.1992
13.08.1992
13.08.1992
13.08.1992
13.08.1992
13.08.1992
13.08.1992
21.11.1990
21.11.1990
21.11.1990
21.11.1990
21.11.1990
21.11.1990
21.11.1990
21.11.1990
21.11.1990
21.11.1990



<a href="#">Cofranord A/S</a>	NO	0.304000	01.04.1988
<a href="#">Phillips Petroleum Company Norway</a>	NO	36.960000	01.07.1977
<a href="#">Fina Production Licenses AS</a>	NO	30.000000	01.07.1977
<a href="#">Norsk Agip AS</a>	NO	13.040000	01.07.1977
<a href="#">Elf Aquitaine Norge A/S</a>	NO	8.094000	01.07.1977
<a href="#">Norsk Hydro Produksjon AS</a>	NO	6.700000	01.07.1977
<a href="#">Total Norge AS</a>	NO	4.047000	01.07.1977
<a href="#">Eurafrep Norge A/S</a>	NO	0.456000	01.07.1977
<a href="#">Coparex Norge A/S</a>	NO	0.399000	01.07.1977
<a href="#">Cofranord A/S</a>	NO	0.304000	01.07.1977
<a href="#">Phillips Petroleum Company Norway</a>	NO	36.960000	25.04.1975
<a href="#">Fina Production Licenses AS</a>	NO	30.000000	25.04.1975
<a href="#">Norsk Agip AS</a>	NO	13.040000	25.04.1975
<a href="#">Norsk Hydro Produksjon AS</a>	NO	6.700000	25.04.1975
<a href="#">Elf Norge A/S</a>	NO	5.396000	25.04.1975
<a href="#">Total Norge AS</a>	NO	4.047000	25.04.1975
<a href="#">Aquitaine Norge A/S</a>	NO	2.698000	25.04.1975
<a href="#">Eurafrep Norge A/S</a>	NO	0.456000	25.04.1975
<a href="#">Coparex Norge A/S</a>	NO	0.399000	25.04.1975
<a href="#">Cofranord A/S</a>	NO	0.304000	25.04.1975

**Norwegian Offshore Directorate - estimate for reserves (Norwegian share)**

Estimates for reserves do not take commercial agreements into consideration.

Valid date: 31.12.2023

Orig. recoverable oil [mill Sm3]	Orig. recoverable gas [bill Sm3]	Orig. recoverable NGL [mill tonn]	Orig. recoverable cond. [mill Sm3]	Orig. recoverable oil eq. [mill Sm3 o.e]
7.35	15.53	0.99	0.00	24.76

Remaining oil [mill Sm3]	Remaining gas [bill Sm3]	Remaining NGL [mill tonn]	Remaining cond. [mill Sm3]	Remaining oil eq. [mill Sm3 o.e]
0.00	0.00	0.00	0.00	0.00

Orig. inplace oil [mill Sm3]	Orig. inplace ass. liquid [mill Sm3]	Orig. inplace ass. gas [bill Sm3]	Orig. inplace free gas [bill Sm3]
56.00	40.00	0.00	56.00

**Description**



21.11.1990
31.03.1988
31.03.1988
31.03.1988
31.03.1988
31.03.1988
31.03.1988
31.03.1988
31.03.1988
31.03.1988
30.06.1977
30.06.1977
30.06.1977
30.06.1977
30.06.1977
30.06.1977
30.06.1977
30.06.1977
30.06.1977
30.06.1977
30.06.1977



Type	Text	Date updated
Development	Albuskjell is a field in the southern part of the Norwegian sector in the North Sea, 20 kilometres west of the Ekofisk field. The water depth is 70 metres. Albuskjell was discovered in 1972, and the plan for development and operation (PDO) was approved in 1975. The field was developed with two steel installations for drilling and production. The production started in 1979.	09.12.2023
Reservoir	Albuskjell produced gas and condensate from Maastrichtian and lower Paleocene chalk. The accumulation is located above a salt dome. The main reservoir is in the Upper Cretaceous Tor Formation, at a depth of 3200 metres. The overlying Ekofisk Formation has poorer reservoir quality and has hardly been drained. There are significant remaining resources.	09.12.2023
Recovery strategy	The field was produced by pressure depletion.	28.02.2023
Transport	The well stream was transported via pipeline to the Ekofisk Complex for export.	28.02.2023
Status	Albuskjell was shut down in 1998, and the platforms were removed in 2011 and 2013, respectively. The field is currently being evaluated for redevelopment in combination with other decommissioned fields in the area.	09.12.2023

**Investments (expected)****Investments (historical)**

	Investments [mill NOK nominal values]
Sum	2752
2018	0
2017	0
2016	0
2015	0
2014	0
2013	0
2012	0
2011	0
2010	0
2009	0
2008	0
2007	0
2006	0
2005	0
2004	0
2003	0
2002	0
2001	0





2000	0
1999	0
1998	0
1997	0
1996	0
1995	3
1994	3
1993	0
1992	10
1991	4
1990	8
1989	14
1988	5
1987	5
1986	58
1985	0
1984	0
1983	263
1982	232
1981	40
1980	64
1979	96
1978	235
1977	398
1976	879
1975	319
1974	116

**Production , saleable**

	Month	Net - oil [mill Sm3]	Net - gas [bill Sm3]	Net - condensate [mill Sm3]	Net - NGL [mill Sm3]	Net - oil equivalents [mill Sm3]
Sum		7.353865	15.534393	0.000000	2.006421	24.894679
1998		0.029543	0.105630	0.000000	0.011605	0.146778
	1	0.003975	0.016497	0.000000	0.001989	0.022461
	2	0.003930	0.014570	0.000000	0.001521	0.020021
	3	0.004456	0.015475	0.000000	0.001588	0.021519
	4	0.004291	0.014163	0.000000	0.001713	0.020167
	5	0.004428	0.014367	0.000000	0.001574	0.020369
	6	0.004269	0.014868	0.000000	0.001670	0.020807
1997	7	0.004194	0.015690	0.000000	0.001550	0.021434
		0.046137	0.191699	0.000000	0.020038	0.257874
	1	0.003337	0.011798	0.000000	0.001243	0.016378
	2	0.003660	0.013704	0.000000	0.001456	0.018820



# Factpages

## Field

Printed: 12.2.2025 - 05:44

1997	3	0.004142	0.017129	0.000000	0.001688	0.022959	
	4	0.003932	0.015591	0.000000	0.001642	0.021165	
	5	0.003665	0.015887	0.000000	0.001556	0.021108	
	6	0.003350	0.015982	0.000000	0.001477	0.020809	
	7	0.003579	0.015498	0.000000	0.001544	0.020621	
	8	0.004195	0.018787	0.000000	0.001999	0.024981	
	9	0.005097	0.016782	0.000000	0.001799	0.023678	
	10	0.003611	0.017697	0.000000	0.001898	0.023206	
	11	0.003540	0.016176	0.000000	0.001846	0.021562	
	12	0.004029	0.016668	0.000000	0.001890	0.022587	
	1996		0.054346	0.217567	0.000000	0.021044	0.292957
		1	0.004708	0.019149	0.000000	0.002087	0.025944
2		0.004605	0.017144	0.000000	0.001573	0.023322	
3		0.004666	0.019795	0.000000	0.001866	0.026327	
4		0.004345	0.019371	0.000000	0.001919	0.025635	
5		0.004331	0.019857	0.000000	0.001632	0.025820	
6		0.003942	0.017012	0.000000	0.001447	0.022401	
7		0.004868	0.018336	0.000000	0.001802	0.025006	
8		0.004741	0.018878	0.000000	0.001930	0.025549	
9		0.004993	0.017909	0.000000	0.001837	0.024739	
10		0.004711	0.017856	0.000000	0.001800	0.024367	
11		0.004278	0.015582	0.000000	0.001561	0.021421	
12	0.004158	0.016678	0.000000	0.001590	0.022426		
1995		0.073878	0.236197	0.000000	0.024480	0.334555	
	1	0.006547	0.020488	0.000000	0.002292	0.029327	
	2	0.005967	0.019078	0.000000	0.002126	0.027171	
	3	0.006489	0.020892	0.000000	0.002302	0.029683	
	4	0.006230	0.019913	0.000000	0.002214	0.028357	
	5	0.006296	0.019704	0.000000	0.002223	0.028223	
	6	0.005956	0.017583	0.000000	0.001857	0.025396	
	7	0.006024	0.018486	0.000000	0.001976	0.026486	
	8	0.006630	0.021240	0.000000	0.002194	0.030064	
	9	0.006087	0.019394	0.000000	0.002021	0.027502	
	10	0.006601	0.020210	0.000000	0.001365	0.028176	
	11	0.005969	0.019421	0.000000	0.001758	0.027148	
12	0.005082	0.019788	0.000000	0.002152	0.027022		
1994		0.081022	0.263826	0.000000	0.027668	0.372516	
	1	0.007411	0.024229	0.000000	0.002677	0.034317	
	2	0.006781	0.021928	0.000000	0.002480	0.031189	
	3	0.007117	0.023689	0.000000	0.002650	0.033456	
	4	0.007067	0.022615	0.000000	0.002460	0.032142	
	5	0.007037	0.023671	0.000000	0.002466	0.033174	
6	0.006743	0.021160	0.000000	0.002251	0.030154		





# Factpages

## Field

Printed: 12.2.2025 - 05:44

1994	7	0.006873	0.021631	0.000000	0.001946	0.030450
	8	0.005416	0.015937	0.000000	0.001408	0.022761
	9	0.006410	0.022650	0.000000	0.002276	0.031336
	10	0.006452	0.023083	0.000000	0.002362	0.031897
	11	0.007131	0.021438	0.000000	0.002374	0.030943
	12	0.006584	0.021795	0.000000	0.002318	0.030697
1993		0.096074	0.308713	0.000000	0.032594	0.437381
	1	0.008327	0.028895	0.000000	0.002948	0.040170
	2	0.007849	0.024851	0.000000	0.002566	0.035266
	3	0.008266	0.025713	0.000000	0.002627	0.036606
	4	0.008308	0.027320	0.000000	0.002843	0.038471
	5	0.008382	0.026476	0.000000	0.002812	0.037670
	6	0.007953	0.025363	0.000000	0.002751	0.036067
	7	0.008124	0.026102	0.000000	0.002800	0.037026
	8	0.008190	0.026310	0.000000	0.002790	0.037290
	9	0.007989	0.024010	0.000000	0.002623	0.034622
	10	0.007556	0.025040	0.000000	0.002606	0.035202
	11	0.007425	0.024009	0.000000	0.002609	0.034043
	12	0.007705	0.024624	0.000000	0.002619	0.034948
1992		0.086781	0.266091	0.000000	0.026808	0.379680
	1	0.007634	0.023172	0.000000	0.002441	0.033247
	2	0.006735	0.021512	0.000000	0.002127	0.030374
	3	0.006025	0.017743	0.000000	0.001813	0.025581
	4	0.008270	0.024611	0.000000	0.002653	0.035534
	5	0.005490	0.019701	0.000000	0.001903	0.027094
	6	0.007331	0.020055	0.000000	0.002212	0.029598
	7	0.007627	0.022500	0.000000	0.002281	0.032408
	8	0.007726	0.021810	0.000000	0.002354	0.031890
	9	0.006935	0.021148	0.000000	0.002272	0.030355
	10	0.007218	0.022229	0.000000	0.001663	0.031110
	11	0.006854	0.020834	0.000000	0.001909	0.029597
	12	0.008936	0.030776	0.000000	0.003180	0.042892
1991		0.090845	0.271183	0.000000	0.031397	0.393425
	1	0.008341	0.026509	0.000000	0.003179	0.038029
	2	0.007282	0.023111	0.000000	0.002669	0.033062
	3	0.007900	0.026022	0.000000	0.003123	0.037045
	4	0.007613	0.024917	0.000000	0.002999	0.035529
	5	0.007998	0.024242	0.000000	0.002964	0.035204
	6	0.008226	0.023458	0.000000	0.002800	0.034484
	7	0.007781	0.022794	0.000000	0.002391	0.032966
	8	0.003862	0.004776	0.000000	0.000375	0.009013
	9	0.008006	0.025785	0.000000	0.003123	0.036914
10	0.008475	0.025014	0.000000	0.002898	0.036387	



# Factpages

## Field

Printed: 12.2.2025 - 05:44

1991	11	0.007399	0.022029	0.000000	0.002330	0.031758
	12	0.007962	0.022526	0.000000	0.002546	0.033034
1990		0.108940	0.338582	0.000000	0.045838	0.493360
	1	0.012164	0.038632	0.000000	0.005502	0.056298
	2	0.010091	0.034467	0.000000	0.005078	0.049636
	3	0.010575	0.031984	0.000000	0.004802	0.047361
	4	0.010775	0.034144	0.000000	0.004878	0.049797
	5	0.008635	0.026840	0.000000	0.003480	0.038955
	6	0.007400	0.021282	0.000000	0.003012	0.031694
	7	0.007907	0.023439	0.000000	0.002926	0.034272
	8	0.008508	0.024718	0.000000	0.003517	0.036743
	9	0.007824	0.022524	0.000000	0.002987	0.033335
	10	0.008107	0.026741	0.000000	0.003356	0.038204
	11	0.008371	0.026537	0.000000	0.003053	0.037961
12	0.008583	0.027274	0.000000	0.003247	0.039104	
1989		0.141500	0.456129	0.000000	0.067016	0.664645
	1	0.009475	0.035287	0.000000	0.004952	0.049714
	2	0.008459	0.029561	0.000000	0.004732	0.042752
	3	0.008814	0.031409	0.000000	0.004644	0.044867
	4	0.012083	0.034632	0.000000	0.005347	0.052062
	5	0.014473	0.043485	0.000000	0.006403	0.064361
	6	0.013843	0.040834	0.000000	0.005811	0.060488
	7	0.013391	0.041437	0.000000	0.005829	0.060657
	8	0.013265	0.041244	0.000000	0.005902	0.060411
	9	0.012226	0.040342	0.000000	0.006056	0.058624
	10	0.012037	0.040852	0.000000	0.006281	0.059170
	11	0.011843	0.037332	0.000000	0.005390	0.054565
12	0.011591	0.039714	0.000000	0.005669	0.056974	
1988		0.175572	0.613004	0.000000	0.095923	0.884499
	1	0.016588	0.062582	0.000000	0.008973	0.088143
	2	0.014827	0.058045	0.000000	0.009045	0.081917
	3	0.016939	0.057322	0.000000	0.009561	0.083822
	4	0.015533	0.056159	0.000000	0.009082	0.080774
	5	0.015911	0.057152	0.000000	0.008049	0.081112
	6	0.014437	0.055165	0.000000	0.008732	0.078334
	7	0.015344	0.050701	0.000000	0.007860	0.073905
	8	0.015784	0.054139	0.000000	0.008918	0.078841
	9	0.014806	0.049540	0.000000	0.008121	0.072467
	10	0.013831	0.042018	0.000000	0.006481	0.062330
	11	0.010983	0.034679	0.000000	0.005374	0.051036
12	0.010589	0.035502	0.000000	0.005727	0.051818	
1987		0.215786	0.778243	0.000000	0.106315	1.100344
	1	0.021860	0.080756	0.000000	0.010906	0.113522



# Factpages

## Field

Printed: 12.2.2025 - 05:44

1987	2	0.019966	0.069178	0.000000	0.009327	0.098471
	3	0.020914	0.074797	0.000000	0.009928	0.105639
	4	0.019757	0.067835	0.000000	0.009023	0.096615
	5	0.018701	0.073226	0.000000	0.010339	0.102266
	6	0.018575	0.070264	0.000000	0.010156	0.098995
	7	0.018268	0.068070	0.000000	0.009386	0.095724
	8	0.005162	0.019591	0.000000	0.002796	0.027549
	9	0.017575	0.059294	0.000000	0.008480	0.085349
	10	0.020738	0.067395	0.000000	0.007832	0.095965
	11	0.016955	0.060213	0.000000	0.008763	0.085931
	12	0.017315	0.067624	0.000000	0.009379	0.094318
	1986		0.285250	0.945511	0.000000	0.129324
1		0.026363	0.080964	0.000000	0.012463	0.119790
2		0.023602	0.071320	0.000000	0.010971	0.105893
3		0.024955	0.079106	0.000000	0.010993	0.115054
4		0.010798	0.025616	0.000000	0.003889	0.040303
5		0.027079	0.082153	0.000000	0.011229	0.120461
6		0.023629	0.078789	0.000000	0.011541	0.113959
7		0.028189	0.102306	0.000000	0.014095	0.144590
8		0.026458	0.093354	0.000000	0.013052	0.132864
9		0.025105	0.085931	0.000000	0.011294	0.122330
10		0.023987	0.087751	0.000000	0.008136	0.119874
11		0.022930	0.079610	0.000000	0.010713	0.113253
12	0.022155	0.078611	0.000000	0.010948	0.111714	
1985		0.357291	1.026213	0.000000	0.156644	1.540148
	1	0.034209	0.095415	0.000000	0.010942	0.140566
	2	0.031477	0.082782	0.000000	0.012333	0.126592
	3	0.034106	0.089523	0.000000	0.015011	0.138640
	4	0.031947	0.087698	0.000000	0.012902	0.132547
	5	0.031338	0.088804	0.000000	0.013399	0.133541
	6	0.027177	0.077624	0.000000	0.011468	0.116269
	7	0.028754	0.086674	0.000000	0.013582	0.129010
	8	0.028289	0.083896	0.000000	0.013779	0.125964
	9	0.026914	0.078567	0.000000	0.013552	0.119033
	10	0.028198	0.088008	0.000000	0.013435	0.129641
	11	0.027332	0.083331	0.000000	0.013920	0.124583
12	0.027550	0.083891	0.000000	0.012321	0.123762	
1984		0.461588	1.183480	0.000000	0.169006	1.814074
	1	0.048884	0.127872	0.000000	0.017681	0.194437
	2	0.043901	0.112493	0.000000	0.016676	0.173070
	3	0.046353	0.117779	0.000000	0.017089	0.181221
	4	0.044184	0.107827	0.000000	0.016599	0.168610
	5	0.043214	0.106197	0.000000	0.017167	0.166578



# Factpages

## Field

Printed: 12.2.2025 - 05:44

1984	6	0.036174	0.089030	0.000000	0.014050	0.139254
	7	0.037374	0.088661	0.000000	0.011557	0.137592
	8	0.028838	0.069329	0.000000	0.009222	0.107389
	9	0.033966	0.095689	0.000000	0.012281	0.141936
	10	0.034166	0.093692	0.000000	0.012547	0.140405
	11	0.031793	0.086824	0.000000	0.011631	0.130248
	12	0.032741	0.088087	0.000000	0.012506	0.133334
1983		0.697342	1.654546	0.000000	0.253451	2.605339
	1	0.061478	0.136590	0.000000	0.019120	0.217188
	2	0.065076	0.138050	0.000000	0.019263	0.222389
	3	0.069345	0.157216	0.000000	0.026283	0.252844
	4	0.062485	0.144001	0.000000	0.025625	0.232111
	5	0.059164	0.143797	0.000000	0.026058	0.229019
	6	0.060231	0.139722	0.000000	0.021867	0.221820
	7	0.060178	0.150741	0.000000	0.021644	0.232563
	8	0.052826	0.130795	0.000000	0.018832	0.202453
	9	0.051850	0.126288	0.000000	0.018302	0.196440
	10	0.053230	0.135045	0.000000	0.018772	0.207047
	11	0.050644	0.125891	0.000000	0.019197	0.195732
12	0.050835	0.126410	0.000000	0.018488	0.195733	
1982		0.952930	1.998169	0.000000	0.250901	3.202000
	1	0.121651	0.235450	0.000000	0.025275	0.382376
	2	0.101104	0.200193	0.000000	0.022857	0.324154
	3	0.104738	0.213108	0.000000	0.025813	0.343659
	4	0.091015	0.182387	0.000000	0.022334	0.295736
	5	0.078108	0.162522	0.000000	0.017814	0.258444
	6	0.088894	0.181039	0.000000	0.023419	0.293352
	7	0.078051	0.170799	0.000000	0.023350	0.272200
	8	0.065561	0.140106	0.000000	0.018343	0.224010
	9	0.056584	0.127431	0.000000	0.016925	0.200940
	10	0.049655	0.109870	0.000000	0.015361	0.174886
	11	0.055702	0.133946	0.000000	0.018672	0.208320
12	0.061867	0.141318	0.000000	0.020738	0.223923	
1981		1.426210	2.248558	0.000000	0.268375	3.943143
	1	0.113025	0.156195	0.000000	0.019081	0.288301
	2	0.113910	0.153596	0.000000	0.019960	0.287466
	3	0.141655	0.196551	0.000000	0.024736	0.362942
	4	0.129115	0.187435	0.000000	0.023373	0.339923
	5	0.131250	0.189455	0.000000	0.021537	0.342242
	6	0.123955	0.196033	0.000000	0.022670	0.342658
	7	0.131079	0.208791	0.000000	0.024191	0.364061
	8	0.051749	0.077754	0.000000	0.008654	0.138157
9	0.138282	0.242121	0.000000	0.028870	0.409273	



# Factpages

Field

Printed: 12.2.2025 - 05:44

1981	10	0.111868	0.206260	0.000000	0.024269	0.342397
	11	0.114786	0.198839	0.000000	0.024992	0.338617
	12	0.125536	0.235528	0.000000	0.026042	0.387106
1980		1.441672	1.779093	0.000000	0.207705	3.428470
	1	0.121312	0.141766	0.000000	0.016459	0.279537
	2	0.129680	0.153583	0.000000	0.016811	0.300074
	3	0.131003	0.155015	0.000000	0.017017	0.303035
	4	0.113274	0.133249	0.000000	0.015371	0.261894
	5	0.134288	0.160842	0.000000	0.019739	0.314869
	6	0.138541	0.165046	0.000000	0.020017	0.323604
	7	0.059966	0.064678	0.000000	0.008107	0.132751
	8	0.130560	0.162441	0.000000	0.018774	0.311775
	9	0.130576	0.165407	0.000000	0.020348	0.316331
	10	0.118658	0.165984	0.000000	0.018919	0.303561
	11	0.116335	0.152669	0.000000	0.017784	0.286788
12	0.117479	0.158413	0.000000	0.018359	0.294251	
1979		0.531158	0.651959	0.000000	0.060289	1.243406
	5	0.004170	0.007675	0.000000	0.000334	0.012179
	6	0.011636	0.020897	0.000000	0.000935	0.033468
	7	0.034908	0.053984	0.000000	0.004468	0.093360
	8	0.096234	0.125056	0.000000	0.012035	0.233325
	9	0.110199	0.133320	0.000000	0.011875	0.255394
	10	0.071785	0.084310	0.000000	0.006457	0.162552
	11	0.110570	0.121838	0.000000	0.012868	0.245276
12	0.091656	0.104879	0.000000	0.011317	0.207852	

## Production , sum wellbores

	Month	Gross - oil [mill Sm3]	Gross - gas [bill Sm3]	Gross - condensate [mill Sm3]	Gross - oil equivalents [mill Sm3]
Sum		9.555789	17.126305	0.000000	26.682094
1998		0.045803	0.116908	0.000000	0.162711
	1	0.006587	0.018474	0.000000	0.025061
	2	0.006095	0.016089	0.000000	0.022184
	3	0.006806	0.017402	0.000000	0.024208
	4	0.006578	0.015795	0.000000	0.022373
	5	0.006654	0.016213	0.000000	0.022867
	6	0.006599	0.015872	0.000000	0.022471
1997	7	0.006484	0.017063	0.000000	0.023547
		0.074991	0.213620	0.000000	0.288611
	1	0.005290	0.013291	0.000000	0.018581
	2	0.006059	0.015127	0.000000	0.021186
	3	0.006919	0.019057	0.000000	0.025976
4	0.006194	0.017442	0.000000	0.023636	



# Factpages

## Field

Printed: 12.2.2025 - 05:44

1997	5	0.005756	0.017643	0.000000	0.023399
	6	0.005410	0.017766	0.000000	0.023176
	7	0.005690	0.017172	0.000000	0.022862
	8	0.007098	0.020860	0.000000	0.027958
	9	0.007534	0.018630	0.000000	0.026164
	10	0.006201	0.019831	0.000000	0.026032
	11	0.006017	0.018139	0.000000	0.024156
	12	0.006823	0.018662	0.000000	0.025485
1996		0.082917	0.238284	0.000000	0.321201
	1	0.007535	0.021042	0.000000	0.028577
	2	0.006663	0.018780	0.000000	0.025443
	3	0.007132	0.021577	0.000000	0.028709
	4	0.006933	0.021338	0.000000	0.028271
	5	0.006719	0.021907	0.000000	0.028626
	6	0.005932	0.018766	0.000000	0.024698
	7	0.007372	0.020174	0.000000	0.027546
	8	0.007325	0.020656	0.000000	0.027981
	9	0.007473	0.019669	0.000000	0.027142
	10	0.007078	0.019308	0.000000	0.026386
	11	0.006431	0.016931	0.000000	0.023362
12	0.006324	0.018136	0.000000	0.024460	
1995		0.106095	0.264719	0.000000	0.370814
	1	0.009516	0.022989	0.000000	0.032505
	2	0.008734	0.021470	0.000000	0.030204
	3	0.009409	0.023426	0.000000	0.032835
	4	0.009048	0.022299	0.000000	0.031347
	5	0.009200	0.022165	0.000000	0.031365
	6	0.008400	0.019639	0.000000	0.028039
	7	0.008607	0.020806	0.000000	0.029413
	8	0.009509	0.023647	0.000000	0.033156
	9	0.008686	0.021861	0.000000	0.030547
	10	0.008669	0.022535	0.000000	0.031204
	11	0.008389	0.021734	0.000000	0.030123
12	0.007928	0.022148	0.000000	0.030076	
1994		0.117870	0.295768	0.000000	0.413638
	1	0.010934	0.027061	0.000000	0.037995
	2	0.010048	0.024631	0.000000	0.034679
	3	0.010599	0.026631	0.000000	0.037230
	4	0.010314	0.025488	0.000000	0.035802
	5	0.010319	0.026513	0.000000	0.036832
	6	0.009790	0.023707	0.000000	0.033497
	7	0.009650	0.024140	0.000000	0.033790
8	0.007562	0.017861	0.000000	0.025423	



# Factpages

## Field

Printed: 12.2.2025 - 05:44

1994	9	0.009464	0.025418	0.000000	0.034882
	10	0.009451	0.026026	0.000000	0.035477
	11	0.010180	0.023722	0.000000	0.033902
	12	0.009559	0.024570	0.000000	0.034129
1993		0.138795	0.347689	0.000000	0.486484
	1	0.012155	0.032343	0.000000	0.044498
	2	0.011109	0.027887	0.000000	0.038996
	3	0.011622	0.028904	0.000000	0.040526
	4	0.012072	0.030743	0.000000	0.042815
	5	0.011997	0.029919	0.000000	0.041916
	6	0.011565	0.028881	0.000000	0.040446
	7	0.011829	0.029598	0.000000	0.041427
	8	0.011925	0.029527	0.000000	0.041452
	9	0.011415	0.026810	0.000000	0.038225
	10	0.011081	0.028336	0.000000	0.039417
	11	0.010876	0.027111	0.000000	0.037987
	12	0.011149	0.027630	0.000000	0.038779
1992		0.120665	0.302357	0.000000	0.423022
	1	0.010731	0.026323	0.000000	0.037054
	2	0.009388	0.024686	0.000000	0.034074
	3	0.008283	0.020293	0.000000	0.028576
	4	0.011513	0.027683	0.000000	0.039196
	5	0.007866	0.022577	0.000000	0.030443
	6	0.010127	0.022958	0.000000	0.033085
	7	0.010486	0.025741	0.000000	0.036227
	8	0.010586	0.024857	0.000000	0.035443
	9	0.009780	0.024002	0.000000	0.033782
	10	0.009474	0.025337	0.000000	0.034811
	11	0.009346	0.023464	0.000000	0.032810
	12	0.013085	0.034436	0.000000	0.047521
1991		0.128057	0.309300	0.000000	0.437357
	1	0.012062	0.030063	0.000000	0.042125
	2	0.010568	0.026545	0.000000	0.037113
	3	0.011614	0.029487	0.000000	0.041101
	4	0.010969	0.028321	0.000000	0.039290
	5	0.011379	0.027733	0.000000	0.039112
	6	0.011483	0.026870	0.000000	0.038353
	7	0.010613	0.025949	0.000000	0.036562
	8	0.004450	0.005786	0.000000	0.010236
	9	0.011679	0.029483	0.000000	0.041162
	10	0.011951	0.028411	0.000000	0.040362
	11	0.010211	0.025139	0.000000	0.035350
	12	0.011078	0.025513	0.000000	0.036591



# Factpages

## Field

Printed: 12.2.2025 - 05:44

1990		0.157862	0.384606	0.000000	0.542468
	1	0.017845	0.043650	0.000000	0.061495
	2	0.015241	0.039061	0.000000	0.054302
	3	0.015500	0.036407	0.000000	0.051907
	4	0.015889	0.039014	0.000000	0.054903
	5	0.012274	0.030442	0.000000	0.042716
	6	0.010400	0.024309	0.000000	0.034709
	7	0.011244	0.026664	0.000000	0.037908
	8	0.012386	0.027988	0.000000	0.040374
	9	0.011134	0.025730	0.000000	0.036864
	10	0.011823	0.030351	0.000000	0.042174
	11	0.011816	0.030116	0.000000	0.041932
12	0.012310	0.030874	0.000000	0.043184	
1989		0.211559	0.514968	0.000000	0.726527
	1	0.015062	0.040062	0.000000	0.055124
	2	0.013301	0.033525	0.000000	0.046826
	3	0.013619	0.035982	0.000000	0.049601
	4	0.017532	0.039167	0.000000	0.056699
	5	0.020964	0.049081	0.000000	0.070045
	6	0.019962	0.045938	0.000000	0.065900
	7	0.019564	0.046747	0.000000	0.066311
	8	0.019499	0.046566	0.000000	0.066065
	9	0.018270	0.044987	0.000000	0.063257
	10	0.018473	0.045786	0.000000	0.064259
	11	0.017491	0.042291	0.000000	0.059782
12	0.017822	0.044836	0.000000	0.062658	
1988		0.273436	0.685949	0.000000	0.959385
	1	0.026003	0.069887	0.000000	0.095890
	2	0.024022	0.064880	0.000000	0.088902
	3	0.026485	0.063960	0.000000	0.090445
	4	0.024675	0.062596	0.000000	0.087271
	5	0.024609	0.064081	0.000000	0.088690
	6	0.023179	0.061075	0.000000	0.084254
	7	0.023456	0.056806	0.000000	0.080262
	8	0.024671	0.060366	0.000000	0.085037
	9	0.023216	0.055206	0.000000	0.078422
	10	0.020420	0.047211	0.000000	0.067631
	11	0.016488	0.039481	0.000000	0.055969
12	0.016212	0.040400	0.000000	0.056612	
1987		0.331713	0.867964	0.000000	1.199677
	1	0.034047	0.089956	0.000000	0.124003
	2	0.030123	0.077504	0.000000	0.107627
	3	0.031603	0.083931	0.000000	0.115534





# Factpages

## Field

Printed: 12.2.2025 - 05:44

1987	4	0.029502	0.076575	0.000000	0.106077
	5	0.030440	0.081933	0.000000	0.112373
	6	0.029653	0.078314	0.000000	0.107967
	7	0.028562	0.076415	0.000000	0.104977
	8	0.007935	0.021777	0.000000	0.029712
	9	0.027104	0.066656	0.000000	0.093760
	10	0.029074	0.074154	0.000000	0.103228
	11	0.026296	0.066117	0.000000	0.092413
	12	0.027374	0.074632	0.000000	0.102006
1986		0.425069	1.055786	0.000000	1.480855
	1	0.039483	0.089840	0.000000	0.129323
	2	0.035469	0.078881	0.000000	0.114350
	3	0.036860	0.088232	0.000000	0.125092
	4	0.015093	0.029200	0.000000	0.044293
	5	0.039365	0.092856	0.000000	0.132221
	6	0.035318	0.088402	0.000000	0.123720
	7	0.043542	0.114680	0.000000	0.158222
	8	0.040095	0.104336	0.000000	0.144431
	9	0.037426	0.095717	0.000000	0.133143
	10	0.033820	0.097123	0.000000	0.130943
	11	0.034806	0.088389	0.000000	0.123195
12	0.033792	0.088130	0.000000	0.121922	
1985		0.517711	1.131904	0.000000	1.649615
	1	0.047469	0.106020	0.000000	0.153489
	2	0.044032	0.090653	0.000000	0.134685
	3	0.048805	0.097975	0.000000	0.146780
	4	0.044874	0.096513	0.000000	0.141387
	5	0.045243	0.097130	0.000000	0.142373
	6	0.039353	0.085536	0.000000	0.124889
	7	0.042512	0.094946	0.000000	0.137458
	8	0.042295	0.091800	0.000000	0.134095
	9	0.040553	0.086927	0.000000	0.127480
	10	0.041996	0.097973	0.000000	0.139969
	11	0.040862	0.093039	0.000000	0.133901
12	0.039717	0.093392	0.000000	0.133109	
1984		0.644901	1.298366	0.000000	1.943267
	1	0.067387	0.140437	0.000000	0.207824
	2	0.062545	0.122594	0.000000	0.185139
	3	0.064910	0.127534	0.000000	0.192444
	4	0.061941	0.117820	0.000000	0.179761
	5	0.061482	0.115647	0.000000	0.177129
	6	0.051398	0.097190	0.000000	0.148588
7	0.050376	0.097650	0.000000	0.148026	



# Factpages

## Field

Printed: 12.2.2025 - 05:44

1984	8	0.038877	0.077204	0.000000	0.116081
	9	0.047226	0.106136	0.000000	0.153362
	10	0.047498	0.103040	0.000000	0.150538
	11	0.044671	0.096382	0.000000	0.141053
	12	0.046590	0.096732	0.000000	0.143322
1983		0.954827	1.808784	0.000000	2.763611
	1	0.081453	0.149449	0.000000	0.230902
	2	0.084256	0.151861	0.000000	0.236117
	3	0.095084	0.171045	0.000000	0.266129
	4	0.088211	0.156496	0.000000	0.244707
	5	0.083751	0.156594	0.000000	0.240345
	6	0.082040	0.154167	0.000000	0.236207
	7	0.082489	0.164891	0.000000	0.247380
	8	0.072721	0.143214	0.000000	0.215935
	9	0.071211	0.138267	0.000000	0.209478
	10	0.072948	0.147658	0.000000	0.220606
	11	0.070769	0.136810	0.000000	0.207579
12	0.069894	0.138332	0.000000	0.208226	
1982		1.229555	2.182505	0.000000	3.412060
	1	0.149596	0.255841	0.000000	0.405437
	2	0.124924	0.218415	0.000000	0.343339
	3	0.133773	0.230229	0.000000	0.364002
	4	0.117607	0.197228	0.000000	0.314835
	5	0.100151	0.176304	0.000000	0.276455
	6	0.115847	0.201233	0.000000	0.317080
	7	0.103564	0.186035	0.000000	0.289599
	8	0.085437	0.154745	0.000000	0.240182
	9	0.074517	0.139936	0.000000	0.214453
	10	0.066315	0.120575	0.000000	0.186890
	11	0.075091	0.147310	0.000000	0.222401
12	0.082733	0.154654	0.000000	0.237387	
1981		1.718749	2.436508	0.000000	4.155257
	1	0.133340	0.170334	0.000000	0.303674
	2	0.134686	0.167426	0.000000	0.302112
	3	0.169139	0.210815	0.000000	0.379954
	4	0.153247	0.199280	0.000000	0.352527
	5	0.155280	0.204704	0.000000	0.359984
	6	0.148444	0.211013	0.000000	0.359457
	7	0.157013	0.224395	0.000000	0.381408
	8	0.061121	0.085931	0.000000	0.147052
	9	0.170306	0.263304	0.000000	0.433610
	10	0.138048	0.222319	0.000000	0.360367
11	0.141926	0.220124	0.000000	0.362050	



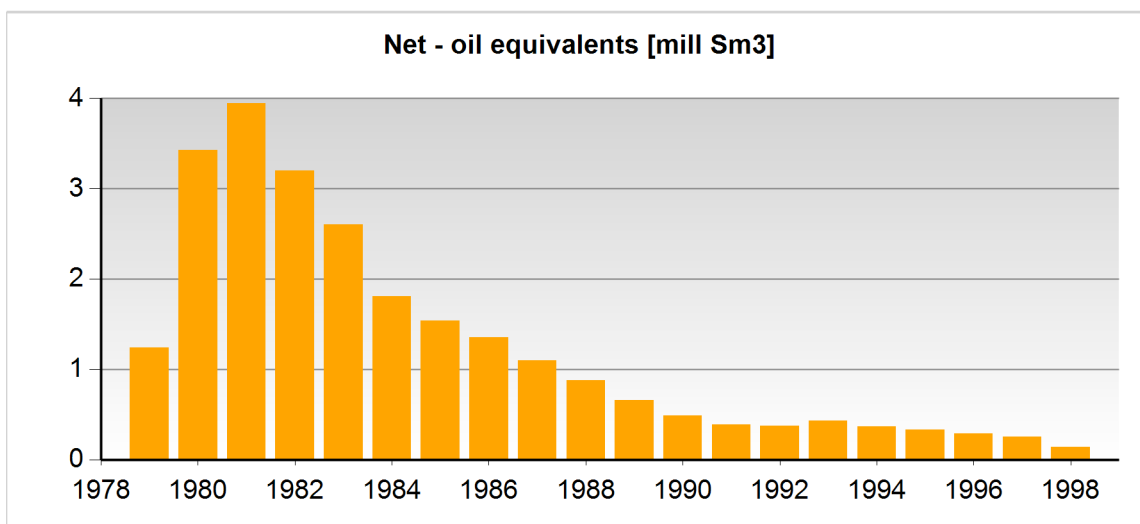
# Factpages

## Field

Printed: 12.2.2025 - 05:44

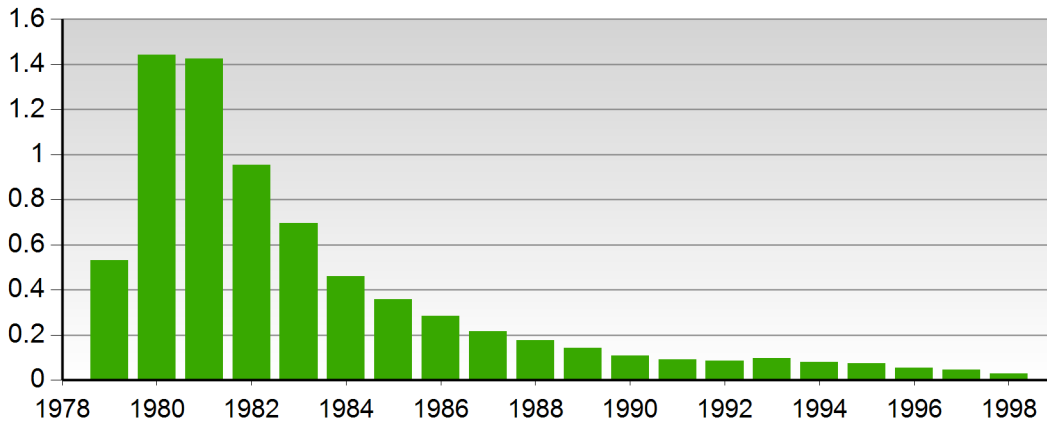
1981	12	0.156199	0.256863	0.000000	0.413062
1980		1.672441	1.944572	0.000000	3.617013
	1	0.139380	0.156452	0.000000	0.295832
	2	0.148923	0.168678	0.000000	0.317601
	3	0.150866	0.169651	0.000000	0.320517
	4	0.129851	0.146603	0.000000	0.276454
	5	0.155275	0.175605	0.000000	0.330880
	6	0.160331	0.178978	0.000000	0.339309
	7	0.069374	0.071323	0.000000	0.140697
	8	0.151044	0.178878	0.000000	0.329922
	9	0.152439	0.179824	0.000000	0.332263
	10	0.142786	0.180048	0.000000	0.322834
	11	0.134757	0.166086	0.000000	0.300843
12	0.137415	0.172446	0.000000	0.309861	
1979		0.602773	0.725748	0.000000	1.328521
	5	0.005037	0.008526	0.000000	0.013563
	6	0.013203	0.023649	0.000000	0.036852
	7	0.040490	0.060817	0.000000	0.101307
	8	0.109425	0.138222	0.000000	0.247647
	9	0.122782	0.148659	0.000000	0.271441
	10	0.079930	0.091963	0.000000	0.171893
	11	0.127384	0.136397	0.000000	0.263781
12	0.104522	0.117515	0.000000	0.222037	

## Production - charts

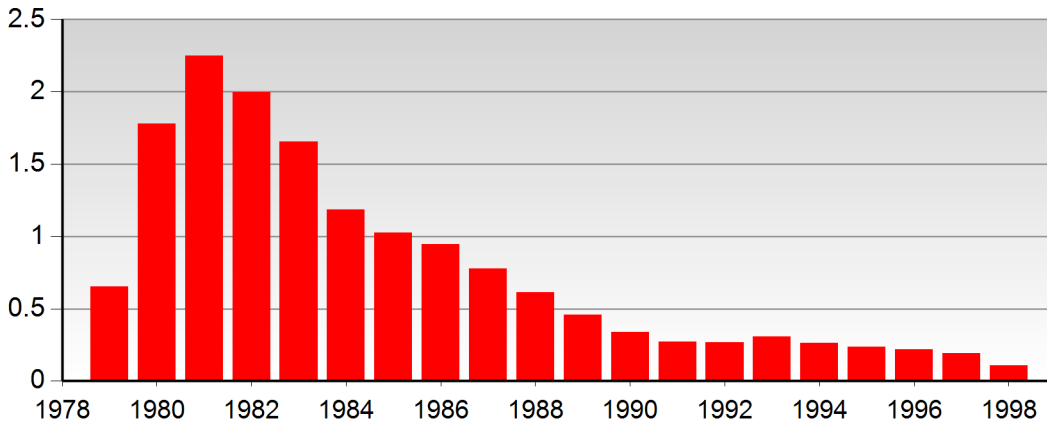




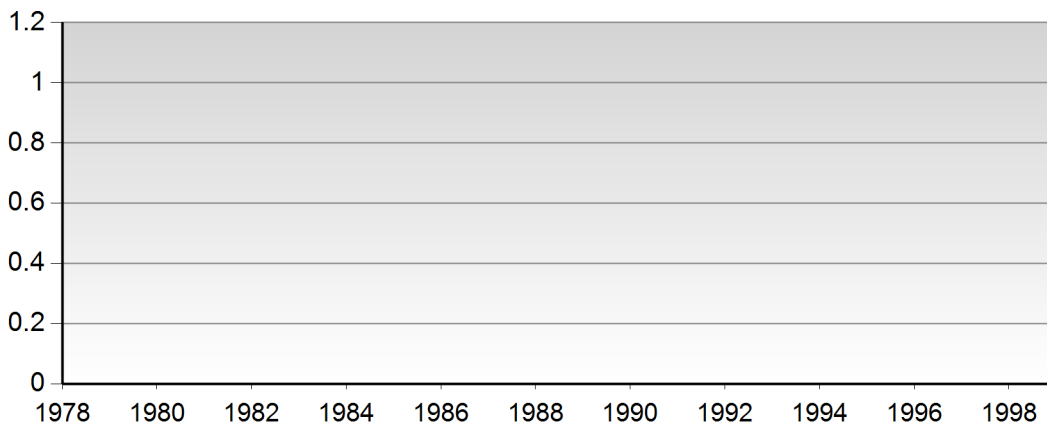
Net - oil [mill Sm3]

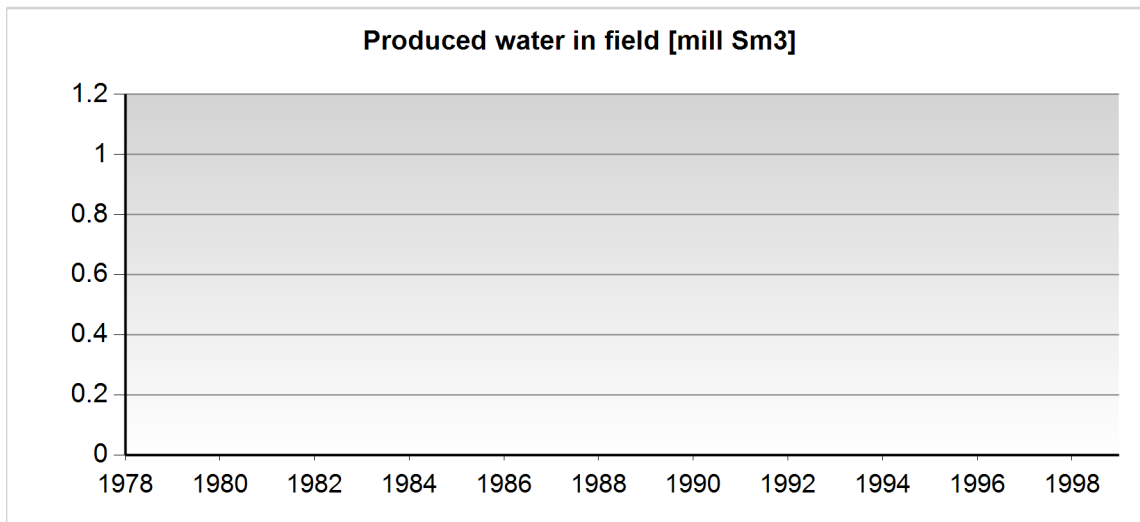
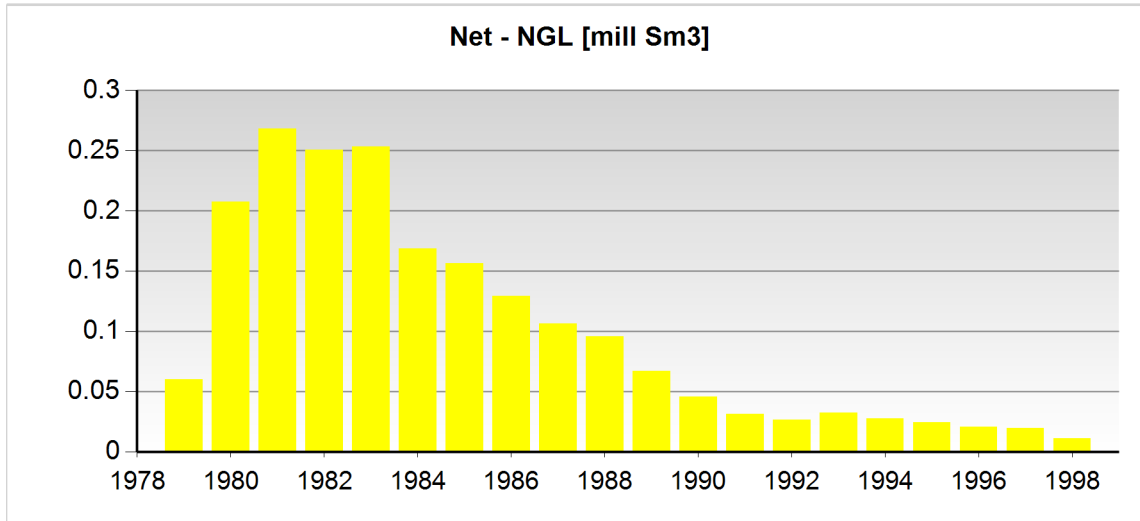


Net - gas [bill Sm3]



Net - condensate [mill Sm3]





Any produced water is only included after 1.1.2000

**Wellbores - exploration**

Wellbore name	Entered date	Completed date	Purpose	Status	Content
<a href="#">1/6-1</a>	10.07.1972	26.11.1972	WILDCAT	P&A	GAS/CONDE NSATE
<a href="#">1/6-3</a>	12.04.1974	11.09.1974	APPRAISAL	P&A	GAS/CONDE NSATE
<a href="#">2/4-9</a>	13.08.1973	09.10.1973	APPRAISAL	P&A	GAS/CONDE NSATE

**Wellbores - development**

Wellbore name	Entered date	Completed date	Purpose	Content
<a href="#">1/6-A-1</a>	25.06.1978	08.03.1979	PRODUCTION	GAS
<a href="#">1/6-A-3</a>	26.07.1979	17.09.1979	PRODUCTION	GAS



## Factpages

### Field

Printed: 12.2.2025 - 05:44

<a href="#">1/6-A-4</a>	03.09.1978	23.11.1978	PRODUCTION	GAS
<a href="#">1/6-A-7</a>	21.02.1986	07.06.1986	PRODUCTION	GAS
<a href="#">1/6-A-8</a>	18.09.1979	04.01.1980	PRODUCTION	NOT APPLICABLE
<a href="#">1/6-A-10</a>	12.01.1981	26.05.1981	PRODUCTION	GAS
<a href="#">1/6-A-13</a>	09.01.1980	16.04.1980	PRODUCTION	GAS
<a href="#">1/6-A-15</a>	14.01.1979	05.07.1979	PRODUCTION	GAS
<a href="#">1/6-A-16</a>	25.06.1980	01.01.1981	PRODUCTION	GAS
<a href="#">1/6-A-19</a>	23.11.1978	14.01.1979	PRODUCTION	GAS
<a href="#">1/6-A-20</a>	17.04.1980	27.06.1980	PRODUCTION	GAS
<a href="#">2/4-F-1</a>	08.03.1978	04.03.1982	PRODUCTION	GAS
<a href="#">2/4-F-2</a>	07.09.1979	11.09.1979	PRODUCTION	NOT APPLICABLE
<a href="#">2/4-F-3</a>	11.09.1979	04.12.1979	PRODUCTION	GAS
<a href="#">2/4-F-5</a>	11.05.1981	10.08.1981	PRODUCTION	GAS
<a href="#">2/4-F-6</a>	16.10.1978	18.05.1979	PRODUCTION	GAS
<a href="#">2/4-F-8</a>	24.02.1981	23.04.1981	PRODUCTION	GAS
<a href="#">2/4-F-9</a>	01.08.1980	16.02.1981	PRODUCTION	GAS
<a href="#">2/4-F-10</a>	22.04.1978	25.01.1979	PRODUCTION	NOT APPLICABLE
<a href="#">2/4-F-12</a>	06.05.1980	30.07.1980	PRODUCTION	GAS
<a href="#">2/4-F-15</a>	17.08.1978	16.10.1978	PRODUCTION	NOT APPLICABLE
<a href="#">2/4-F-16</a>	04.02.1980	28.04.1980	PRODUCTION	GAS
<a href="#">2/4-F-18</a>	04.12.1979	01.02.1980	PRODUCTION	GAS
<a href="#">2/4-F-20</a>	31.01.1979	07.09.1979	PRODUCTION	GAS

### Wellbores - other

Wellbore name	Entered date	Completed date	Purpose	Status
---------------	--------------	----------------	---------	--------