

**General information**

Field name	BRAGE
Factmaps in new window	link to map
Current activity status	Producing
Discovery wellbore	31/4-3
Discovery year.	1980
Main area	North sea
Main supply base	Mongstad
NPDID field	43651

Picture**Discoveries included**

Discovery name
31/4-A-13 E (Kim)
31/4-A-12 B
31/4-A-1-A
31/4-3 Brage
31/4-A-1 B (Talisker East)
31/4-A-30 B
31/4-11

Activity status — history

Status	Status from	Status to
Producing	23.09.1993	
Approved for production	29.03.1990	22.09.1993

Located in

Block name	Prod. licence
31/4	055
31/7	185
30/6	053 B
	055 B
31/4	055 D

PDO - Plan for Development and Operations





Date PDO approved	Description	Type
15.11.2024	PUD-fritak for 31/4-A-13 E (Kim) funnet i Sognefjord Øst	PDO Exemption
14.08.2023	PUD-fritak Brage Cook forekomsten	PDO Exemption
14.11.2022	PUD-fritak Talisker Øst	PDO Exemption
13.08.2007	31/4-11 Bowmore Brent PUD-fritak innvilget	PDO Exemption
02.04.2004	31/4-A-30 B PUD-fritak innvilget	PDO Exemption
20.10.1998	Brage Sognefjord , Kongen i Statsråd	PDO
29.03.1990	Behandlet i Stortinget	PDO

Ownership – full history

Owner kind	Owner name	Ownership from date	Ownership to date
BUSINESS ARRANGEMENT AREA	BRAGE UNIT	27.12.1993	
PRODUCTION LICENSE	055	29.03.1990	26.12.1993

Operatorship – full history

Company name	Operatorship from	Operatorship to
OKEA ASA	01.11.2022	
Wintershall Dea Norge AS	13.11.2019	31.10.2022
Wintershall Norge AS	01.10.2013	12.11.2019
Statoil Petroleum AS	01.11.2009	30.09.2013
StatoilHydro Petroleum AS	01.10.2007	31.10.2009
Norsk Hydro Petroleum AS	01.01.2007	30.09.2007
Norsk Hydro Produksjon AS	29.03.1990	31.12.2006

Licenseses – full history

Company name	Nation code	Company share [%]	Date licensee from
OKEA ASA	NO	35.200000	29.12.2023
Lime Petroleum AS	NO	33.843400	29.12.2023
DNO Norge AS	NO	14.256700	29.12.2023
Petrolia NOCO AS	NO	12.257500	29.12.2023
M Vest Energy AS	NO	4.442400	29.12.2023
OKEA ASA	NO	35.200000	01.11.2022
Lime Petroleum AS	NO	33.843400	01.11.2022
DNO Norge AS	NO	14.256700	01.11.2022
Vår Energi ASA	NO	12.257500	01.11.2022
M Vest Energy AS	NO	4.442400	01.11.2022
Wintershall Dea Norge AS	NO	35.200000	31.03.2022
Lime Petroleum AS	NO	33.843400	31.03.2022



Date licensee to
28.12.2023
28.12.2023
28.12.2023
28.12.2023
28.12.2023
31.10.2022
31.10.2022



DNO Norge AS	NO	14.256700	31.03.2022
Vår Energi ASA	NO	12.257500	31.03.2022
M Vest Energy AS	NO	4.442400	31.03.2022
Wintershall Dea Norge AS	NO	35.200000	28.01.2022
Lime Petroleum AS	NO	33.843400	28.01.2022
DNO Norge AS	NO	14.256700	28.01.2022
Vår Energi ASA	NO	12.257500	28.01.2022
Neptune Energy Norge AS	NO	4.442400	28.01.2022
Wintershall Dea Norge AS	NO	35.200000	31.12.2021
Lime Petroleum AS	NO	33.843400	31.12.2021
DNO Norge AS	NO	14.256700	31.12.2021
Vår Energi AS	NO	12.257500	31.12.2021
Neptune Energy Norge AS	NO	4.442400	31.12.2021
Wintershall Dea Norge AS	NO	35.200000	19.12.2019
Repsol Norge AS	NO	33.843400	19.12.2019
DNO Norge AS	NO	14.256700	19.12.2019
Vår Energi AS	NO	12.257500	19.12.2019
Neptune Energy Norge AS	NO	4.442400	19.12.2019
Wintershall Dea Norge AS	NO	35.200000	13.11.2019
Repsol Norge AS	NO	33.843400	13.11.2019
DNO North Sea (Norge) AS	NO	14.256700	13.11.2019
Vår Energi AS	NO	12.257500	13.11.2019
Neptune Energy Norge AS	NO	4.442400	13.11.2019
Wintershall Norge AS	NO	35.200000	21.05.2019
Repsol Norge AS	NO	33.843400	21.05.2019
DNO North Sea (Norge) AS	NO	14.256700	21.05.2019
Vår Energi AS	NO	12.257500	21.05.2019
Neptune Energy Norge AS	NO	4.442400	21.05.2019
Wintershall Norge AS	NO	35.200000	10.12.2018
Repsol Norge AS	NO	33.843400	10.12.2018
Faroe Petroleum Norge AS	NO	14.256700	10.12.2018
Vår Energi AS	NO	12.257500	10.12.2018
Neptune Energy Norge AS	NO	4.442400	10.12.2018
Wintershall Norge AS	NO	35.200000	03.12.2018
Repsol Norge AS	NO	33.843400	03.12.2018
Faroe Petroleum Norge AS	NO	14.256700	03.12.2018
Point Resources AS	NO	12.257500	03.12.2018
Neptune Energy Norge AS	NO	4.442400	03.12.2018
Wintershall Norge AS	NO	35.200000	12.10.2018
Repsol Norge AS	NO	33.843400	12.10.2018
Faroe Petroleum Norge AS	NO	14.256700	12.10.2018
Point Resources AS	NO	12.257500	12.10.2018
Neptune E&P Norge AS	NO	4.442400	12.10.2018



31.10.2022
31.10.2022
31.10.2022
30.03.2022
30.03.2022
30.03.2022
30.03.2022
30.03.2022
27.01.2022
27.01.2022
27.01.2022
27.01.2022
27.01.2022
30.12.2021
30.12.2021
30.12.2021
30.12.2021
30.12.2021
18.12.2019
18.12.2019
18.12.2019
18.12.2019
18.12.2019
12.11.2019
12.11.2019
12.11.2019
12.11.2019
12.11.2019
20.05.2019
20.05.2019
20.05.2019
20.05.2019
09.12.2018
09.12.2018
09.12.2018
09.12.2018
02.12.2018
02.12.2018
02.12.2018
02.12.2018
02.12.2018



Wintershall Norge AS	NO	35.200000	26.05.2016
Repsol Norge AS	NO	33.843400	26.05.2016
Faroe Petroleum Norge AS	NO	14.256700	26.05.2016
Point Resources AS	NO	12.257500	26.05.2016
VNG Norge AS	NO	4.442400	26.05.2016
Wintershall Norge AS	NO	35.200000	06.10.2015
Repsol Norge AS	NO	33.843400	06.10.2015
Faroe Petroleum Norge AS	NO	14.256700	06.10.2015
Core Energy AS	NO	12.257500	06.10.2015
VNG Norge AS	NO	4.442400	06.10.2015
Wintershall Norge AS	NO	35.200000	01.09.2015
Repsol Exploration Norge AS	NO	33.843400	01.09.2015
Faroe Petroleum Norge AS	NO	14.256700	01.09.2015
Core Energy AS	NO	12.257500	01.09.2015
VNG Norge AS	NO	4.442400	01.09.2015
Wintershall Norge AS	NO	35.200000	31.10.2014
Talisman Energy Norge AS	NO	33.843400	31.10.2014
Faroe Petroleum Norge AS	NO	14.256700	31.10.2014
Core Energy AS	NO	12.257500	31.10.2014
VNG Norge AS	NO	4.442400	31.10.2014
Talisman Energy Norge AS	NO	33.843400	31.07.2013
Wintershall Norge AS	NO	32.700000	31.07.2013
Faroe Petroleum Norge AS	NO	14.256700	31.07.2013
Core Energy AS	NO	12.257500	31.07.2013
VNG Norge AS	NO	4.442400	31.07.2013
Tullow Oil Norge AS	NO	2.500000	31.07.2013
Talisman Energy Norge AS	NO	33.843400	13.02.2013
Statoil Petroleum AS	NO	32.700000	13.02.2013
Faroe Petroleum Norge AS	NO	14.256700	13.02.2013
Core Energy AS	NO	12.257500	13.02.2013
VNG Norge AS	NO	4.442400	13.02.2013
Tullow Oil Norge AS	NO	2.500000	13.02.2013
Talisman Energy Norge AS	NO	33.843400	01.07.2011
Statoil Petroleum AS	NO	32.700000	01.07.2011
Faroe Petroleum Norge AS	NO	14.256700	01.07.2011
Core Energy AS	NO	12.257500	01.07.2011
VNG Norge AS	NO	4.442400	01.07.2011
Spring Energy Norway AS	NO	2.500000	01.07.2011
Talisman Energy Norge AS	NO	33.843400	01.01.2011
Statoil Petroleum AS	NO	32.700000	01.01.2011
Faroe Petroleum Norge AS	NO	14.256700	01.01.2011
Altinex Oil Norway AS	NO	12.257500	01.01.2011
VNG Norge AS	NO	4.442400	01.01.2011



11.10.2018
11.10.2018
11.10.2018
11.10.2018
11.10.2018
25.05.2016
25.05.2016
25.05.2016
25.05.2016
25.05.2016
05.10.2015
05.10.2015
05.10.2015
05.10.2015
05.10.2015
31.08.2015
31.08.2015
31.08.2015
31.08.2015
31.08.2015
30.10.2014
30.10.2014
30.10.2014
30.10.2014
30.10.2014
30.10.2014
30.10.2014
30.07.2013
30.07.2013
30.07.2013
30.07.2013
30.07.2013
30.07.2013
12.02.2013
12.02.2013
12.02.2013
12.02.2013
12.02.2013
30.06.2011
30.06.2011
30.06.2011
30.06.2011
30.06.2011



Spring Energy Norway AS	NO	2.500000	01.01.2011
Talisman Energy Norge AS	NO	33.843400	01.01.2010
Statoil Petroleum AS	NO	32.700000	01.01.2010
Petoro AS	NO	14.256700	01.01.2010
Altinex Oil Norway AS	NO	12.257500	01.01.2010
VNG Norge AS	NO	4.442400	01.01.2010
Spring Energy Norway AS	NO	2.500000	01.01.2010
Talisman Energy Norge AS	NO	33.843400	01.11.2009
Statoil Petroleum AS	NO	32.700000	01.11.2009
Petoro AS	NO	14.256700	01.11.2009
Altinex Oil Norway AS	NO	12.257500	01.11.2009
VNG Norge AS	NO	4.442400	01.11.2009
Wintershall Norge ASA	NO	2.500000	01.11.2009
Talisman Energy Norge AS	NO	33.843400	01.10.2009
StatoilHydro Petroleum AS	NO	32.700000	01.10.2009
Petoro AS	NO	14.256700	01.10.2009
Altinex Oil Norway AS	NO	12.257500	01.10.2009
VNG Norge AS	NO	4.442400	01.10.2009
Wintershall Norge ASA	NO	2.500000	01.10.2009
Talisman Energy Norge AS	NO	33.843400	26.05.2009
StatoilHydro Petroleum AS	NO	32.700000	26.05.2009
Petoro AS	NO	14.256700	26.05.2009
Altinex Oil Norway AS	NO	12.257500	26.05.2009
VNG Norge (Operations) AS	NO	4.442400	26.05.2009
Wintershall Norge ASA	NO	2.500000	26.05.2009
Talisman Energy Norge AS	NO	33.843400	17.01.2009
StatoilHydro Petroleum AS	NO	32.700000	17.01.2009
Petoro AS	NO	14.256700	17.01.2009
Altinex Oil Norway AS	NO	12.257500	17.01.2009
Endeavour Energy Norge AS	NO	4.442400	17.01.2009
Wintershall Norge ASA	NO	2.500000	17.01.2009
Talisman Energy Norge AS	NO	33.843400	01.01.2009
StatoilHydro Petroleum AS	NO	32.700000	01.01.2009
Petoro AS	NO	14.256700	01.01.2009
Altinex Oil Norway AS	NO	12.257500	01.01.2009
Endeavour Energy Norge AS	NO	4.442400	01.01.2009
Revus Energy ASA	NO	2.500000	01.01.2009
Talisman Energy Norge AS	NO	33.843400	01.10.2007
StatoilHydro Petroleum AS	NO	20.000000	01.10.2007
Petoro AS	NO	14.256700	01.10.2007
StatoilHydro ASA	NO	12.700000	01.10.2007
Altinex Oil Norway AS	NO	12.257500	01.10.2007
Endeavour Energy Norge AS	NO	4.442400	01.10.2007



30.06.2011
31.12.2010
31.12.2010
31.12.2010
31.12.2010
31.12.2010
31.12.2010
31.12.2009
31.12.2009
31.12.2009
31.12.2009
31.12.2009
31.12.2009
31.10.2009
31.10.2009
31.10.2009
31.10.2009
31.10.2009
31.10.2009
30.09.2009
30.09.2009
30.09.2009
30.09.2009
30.09.2009
30.09.2009
25.05.2009
25.05.2009
25.05.2009
25.05.2009
25.05.2009
16.01.2009
16.01.2009
16.01.2009
16.01.2009
16.01.2009
31.12.2008
31.12.2008
31.12.2008
31.12.2008
31.12.2008
31.12.2008



Revus Energy ASA	NO	2.500000	01.10.2007
Talisman Energy Norge AS	NO	33.843400	01.01.2007
Norsk Hydro Petroleum AS	NO	20.000000	01.01.2007
Petoro AS	NO	14.256700	01.01.2007
Statoil ASA (old)	NO	12.700000	01.01.2007
Altinex Oil Norway AS	NO	12.257500	01.01.2007
Endeavour Energy Norge AS	NO	4.442400	01.01.2007
Revus Energy ASA	NO	2.500000	01.01.2007
Talisman Energy Norge AS	NO	33.843400	28.11.2006
Norsk Hydro Produksjon AS	NO	20.000000	28.11.2006
Petoro AS	NO	14.256700	28.11.2006
Statoil ASA (old)	NO	12.700000	28.11.2006
Altinex Oil Norway AS	NO	12.257500	28.11.2006
Endeavour Energy Norge AS	NO	4.442400	28.11.2006
Revus Energy ASA	NO	2.500000	28.11.2006
Talisman Energy Norge AS	NO	33.843400	13.10.2006
Norsk Hydro Produksjon AS	NO	20.000000	13.10.2006
Petoro AS	NO	14.256700	13.10.2006
Statoil ASA (old)	NO	12.700000	13.10.2006
Altinex Oil AS	NO	12.257500	13.10.2006
Endeavour Energy Norge AS	NO	4.442400	13.10.2006
Revus Energy ASA	NO	2.500000	13.10.2006
Talisman Resources Norge AS	NO	20.000000	22.03.2006
Norsk Hydro Produksjon AS	NO	20.000000	22.03.2006
Petoro AS	NO	14.256700	22.03.2006
Talisman Energy Norge AS	NO	13.843400	22.03.2006
Statoil ASA (old)	NO	12.700000	22.03.2006
Altinex Oil AS	NO	12.257500	22.03.2006
Endeavour Energy Norge AS	NO	4.442400	22.03.2006
Revus Energy ASA	NO	2.500000	22.03.2006
Norsk Hydro Produksjon AS	NO	20.000000	01.01.2006
Paladin Resources Norge AS	NO	20.000000	01.01.2006
Petoro AS	NO	14.256700	01.01.2006
Talisman Energy Norge AS	NO	13.843400	01.01.2006
Statoil ASA (old)	NO	12.700000	01.01.2006
Altinex Oil AS	NO	12.257500	01.01.2006
Endeavour Energy Norge AS	NO	4.442400	01.01.2006
Revus Energy ASA	NO	2.500000	01.01.2006
Paladin Resources Norge AS	NO	20.000000	04.05.2005
Norsk Hydro Produksjon AS	NO	20.000000	04.05.2005
Petoro AS	NO	14.256700	04.05.2005
Talisman Energy Norge AS	NO	13.843400	04.05.2005
Statoil ASA (old)	NO	12.700000	04.05.2005



31.12.2008
30.09.2007
30.09.2007
30.09.2007
30.09.2007
30.09.2007
30.09.2007
30.09.2007
30.09.2007
31.12.2006
31.12.2006
31.12.2006
31.12.2006
31.12.2006
31.12.2006
31.12.2006
31.12.2006
27.11.2006
27.11.2006
27.11.2006
27.11.2006
27.11.2006
27.11.2006
27.11.2006
27.11.2006
12.10.2006
12.10.2006
12.10.2006
12.10.2006
12.10.2006
12.10.2006
12.10.2006
12.10.2006
12.10.2006
21.03.2006
21.03.2006
21.03.2006
21.03.2006
21.03.2006
21.03.2006
21.03.2006
21.03.2006
21.03.2006
21.03.2006
31.12.2005
31.12.2005
31.12.2005
31.12.2005
31.12.2005



Eni Norge AS	NO	12.257500	04.05.2005
Endeavour Energy Norge AS	NO	4.442400	04.05.2005
Revus Energy ASA	NO	2.500000	04.05.2005
Paladin Resources Norge AS	NO	20.000000	10.01.2005
Norsk Hydro Produksjon AS	NO	20.000000	10.01.2005
Petoro AS	NO	14.256700	10.01.2005
Talisman Energy Norge AS	NO	13.843400	10.01.2005
Statoil ASA (old)	NO	12.700000	10.01.2005
Eni Norge AS	NO	12.257500	10.01.2005
Endeavour Energy Norge AS	NO	4.442400	10.01.2005
Revus Energy AS	NO	2.500000	10.01.2005
Paladin Resources Norge AS	NO	20.000000	01.01.2005
Norsk Hydro Produksjon AS	NO	20.000000	01.01.2005
Petoro AS	NO	14.256700	01.01.2005
Talisman Energy Norge AS	NO	13.843400	01.01.2005
Statoil ASA (old)	NO	12.700000	01.01.2005
Eni Norge AS	NO	12.257500	01.01.2005
OER Oil AS	NO	4.442400	01.01.2005
Revus Energy AS	NO	2.500000	01.01.2005
Norsk Hydro Produksjon AS	NO	20.000000	01.10.2004
Paladin Resources Norge AS	NO	20.000000	01.10.2004
Petoro AS	NO	14.256700	01.10.2004
ExxonMobil Exploration and Production Norway AS	NO	13.843400	01.10.2004
Statoil ASA (old)	NO	12.700000	01.10.2004
Eni Norge AS	NO	12.257500	01.10.2004
OER Oil AS	NO	4.442400	01.10.2004
Revus Energy AS	NO	2.500000	01.10.2004
Norsk Hydro Produksjon AS	NO	20.000000	01.01.2004
Paladin Resources Norge AS	NO	20.000000	01.01.2004
Petoro AS	NO	14.256700	01.01.2004
Esso Exploration and Production Norway A/S	NO	13.843400	01.01.2004
Statoil ASA (old)	NO	12.700000	01.01.2004
Eni Norge AS	NO	12.257500	01.01.2004
OER Oil AS	NO	4.442400	01.01.2004
Revus Energy AS	NO	2.500000	01.01.2004
Norsk Hydro Produksjon AS	NO	20.000000	31.12.2003
Paladin Resources Norge AS	NO	20.000000	31.12.2003
Esso Exploration and Production Norway A/S	NO	16.343400	31.12.2003
Petoro AS	NO	14.256700	31.12.2003
Statoil ASA (old)	NO	12.700000	31.12.2003
Eni Norge AS	NO	12.257500	31.12.2003
OER Oil AS	NO	4.442400	31.12.2003
Paladin Resources Norge AS	NO	20.000000	10.09.2003



31.12.2005
31.12.2005
31.12.2005
03.05.2005
03.05.2005
03.05.2005
03.05.2005
03.05.2005
03.05.2005
03.05.2005
03.05.2005
03.05.2005
09.01.2005
09.01.2005
09.01.2005
09.01.2005
09.01.2005
09.01.2005
09.01.2005
09.01.2005
09.01.2005
09.01.2005
31.12.2004
31.12.2004
31.12.2004
31.12.2004
31.12.2004
31.12.2004
31.12.2004
31.12.2004
31.12.2004
31.12.2004
30.09.2004
30.09.2004
30.09.2004
30.09.2004
30.09.2004
30.09.2004
30.09.2004
30.09.2004
30.09.2004
30.09.2004
31.12.2003
31.12.2003
31.12.2003
31.12.2003
31.12.2003
31.12.2003
31.12.2003
31.12.2003
30.12.2003



Norsk Hydro Produksjon AS	NO	20.000000	10.09.2003
Esso Exploration and Production Norway A/S	NO	16.343400	10.09.2003
Petoro AS	NO	14.256700	10.09.2003
Statoil ASA (old)	NO	12.700000	10.09.2003
Norsk Agip AS	NO	12.257500	10.09.2003
OER Oil AS	NO	4.442400	10.09.2003
Paladin Resources Norge AS	NO	20.000000	04.03.2003
Norsk Hydro Produksjon AS	NO	20.000000	04.03.2003
Esso Exploration and Production Norway A/S	NO	16.343400	04.03.2003
Petoro AS	NO	14.256700	04.03.2003
Statoil ASA (old)	NO	12.700000	04.03.2003
Eni Norge AS (old)	NO	12.257500	04.03.2003
OER Oil AS	NO	4.442400	04.03.2003
Norsk Hydro Produksjon AS	NO	20.000000	19.03.2002
Paladin Resources Norge AS	NO	20.000000	19.03.2002
Esso Exploration and Production Norway A/S	NO	16.343400	19.03.2002
Petoro AS	NO	14.256700	19.03.2002
Statoil ASA (old)	NO	12.700000	19.03.2002
Fortum Petroleum AS	NO	12.257500	19.03.2002
OER Oil AS	NO	4.442400	19.03.2002
Petoro AS	NO	34.256700	01.01.2002
Norsk Hydro Produksjon AS	NO	20.000000	01.01.2002
Esso Exploration and Production Norway A/S	NO	16.343400	01.01.2002
Statoil ASA (old)	NO	12.700000	01.01.2002
Fortum Petroleum AS	NO	12.257500	01.01.2002
OER Oil AS	NO	4.442400	01.01.2002
Petoro AS	NO	34.256700	17.06.2001
Norsk Hydro Produksjon AS	NO	24.442400	17.06.2001
Esso Exploration and Production Norway A/S	NO	16.343400	17.06.2001
Statoil ASA (old)	NO	12.700000	17.06.2001
Fortum Petroleum AS	NO	12.257500	17.06.2001
Statens Direkte Økonomiske Engasjement SDØE	NO	34.256700	10.05.2001
Norsk Hydro Produksjon AS	NO	24.442400	10.05.2001
Esso Exploration and Production Norway A/S	NO	16.343400	10.05.2001
Statoil ASA (old)	NO	12.700000	10.05.2001
Fortum Petroleum AS	NO	12.257500	10.05.2001
Den norske stats oljeselskap a.s	NO	46.956700	13.04.1999
Norsk Hydro Produksjon AS	NO	24.442400	13.04.1999
Esso Exploration and Production Norway A/S	NO	16.343400	13.04.1999
Fortum Petroleum AS	NO	12.257500	13.04.1999
Den norske stats oljeselskap a.s	NO	46.956700	01.01.1999
Norsk Hydro Produksjon AS	NO	24.442400	01.01.1999
Esso Exploration and Production Norway A/S	NO	16.343400	01.01.1999



30.12.2003
30.12.2003
30.12.2003
30.12.2003
30.12.2003
30.12.2003
09.09.2003
09.09.2003
09.09.2003
09.09.2003
09.09.2003
09.09.2003
09.09.2003
09.09.2003
03.03.2003
03.03.2003
03.03.2003
03.03.2003
03.03.2003
03.03.2003
03.03.2003
18.03.2002
18.03.2002
18.03.2002
18.03.2002
18.03.2002
18.03.2002
31.12.2001
31.12.2001
31.12.2001
31.12.2001
16.06.2001
16.06.2001
16.06.2001
16.06.2001
09.05.2001
09.05.2001
09.05.2001
12.04.1999
12.04.1999
12.04.1999



Neste Petroleum AS	NO	12.257500	01.01.1999
Den norske stats oljeselskap a.s	NO	46.956700	27.12.1993
Norsk Hydro Produksjon AS	NO	22.418200	27.12.1993
Esso Exploration and Production Norway A/S	NO	16.343400	27.12.1993
Neste Petroleum AS	NO	12.257500	27.12.1993
Elf Petroleum Norge AS	NO	0.666400	27.12.1993
Saga Petroleum ASA	NO	0.524800	27.12.1993
Mobil Development Norway AS	NO	0.499800	27.12.1993
Total Norge AS	NO	0.333200	27.12.1993
Den norske stats oljeselskap a.s	NO	46.000000	13.12.1993
Norsk Hydro Produksjon AS	NO	23.200000	13.12.1993
Esso Exploration and Production Norway A/S	NO	17.600000	13.12.1993
Neste Petroleum AS	NO	13.200000	13.12.1993
Den norske stats oljeselskap a.s	NO	56.000000	03.12.1990
Esso Exploration and Production Norway A/S	NO	17.600000	03.12.1990
Neste Petroleum AS	NO	13.200000	03.12.1990
Norsk Hydro Produksjon AS	NO	13.200000	03.12.1990
Den norske stats oljeselskap a.s	NO	51.000000	25.07.1990
Esso Exploration and Production Norway A/S	NO	19.600000	25.07.1990
Norsk Hydro Produksjon AS	NO	14.700000	25.07.1990
Neste Petroleum AS	NO	9.800000	25.07.1990
BP Petroleum Dev. of Norway AS	NO	4.900000	25.07.1990
Den norske stats oljeselskap a.s	NO	51.000000	29.03.1990
Esso Exploration and Production Norway A/S	NO	19.600000	29.03.1990
Norsk Hydro Produksjon AS	NO	14.700000	29.03.1990
Arco Norge A/S	NO	9.800000	29.03.1990
BP Petroleum Dev. of Norway AS	NO	4.900000	29.03.1990

Norwegian Offshore Directorate - estimate for reserves (Norwegian share)

Estimates for reserves do not take commercial agreements into consideration.

Valid date: 31.12.2023

Orig. recoverable oil [mill Sm ³]	Orig. recoverable gas [bill Sm ³]	Orig. recoverable NGL [mill tonn]	Orig. recoverable cond. [mill Sm ³]	Orig. recoverable oil eq. [mill Sm ³ o.e]
62.53	4.71	1.50	0.00	70.09

Remaining oil [mill Sm ³]	Remaining gas [bill Sm ³]	Remaining NGL [mill tonn]	Remaining cond. [mill Sm ³]	Remaining oil eq. [mill Sm ³ o.e]
1.70	0.35	0.07	0.00	2.18



12.04.1999
31.12.1998
31.12.1998
31.12.1998
31.12.1998
31.12.1998
31.12.1998
31.12.1998
31.12.1998
26.12.1993
26.12.1993
26.12.1993
26.12.1993
12.12.1993
12.12.1993
12.12.1993
12.12.1993
02.12.1990
02.12.1990
02.12.1990
02.12.1990
02.12.1990
24.07.1990
24.07.1990
24.07.1990
24.07.1990
24.07.1990



Orig. inplace oil [mill Sm3]	Orig. inplace ass. liquid [mill Sm3]	Orig. inplace ass. gas [bill Sm3]	Orig. inplace free gas [bill Sm3]
162.00	13.00	17.00	5.00

Description

Type	Text	Date updated
Development	Brage is a field in the northern part of the North Sea, ten kilometres east of the Oseberg field. The water depth is 140 metres. Brage was discovered in 1980, and the plan for development and operation (PDO) was approved in 1990. The field has been developed with an integrated production, drilling and accommodation facility with a steel jacket. The production started in 1993. A PDO for Brage Sognefjord was approved in 1998. PDO exemptions were granted for the Brent Ness and Bowmore Brent accumulations in 2004 and 2007, and for the Talisker East Brent, Cook and Kim Sognefjord accumulations in 2022, 2023 and 2024, respectively.	16.01.2025
Reservoir	Brage produces oil from sandstone of Early Jurassic age in the Statfjord Group, and sandstone of Middle Jurassic age in the Brent Group and the Fensfjord Formation. Oil and gas are also present in Upper Jurassic sandstone in the Sognefjord Formation, there is a small accumulation in the Cook Formation. The reservoirs are at depths of 2000-2300 metres. The reservoir quality varies from poor to excellent.	16.01.2025
Recovery strategy	The recovery strategy in the Statfjord and Brent Groups and Fensfjord Formation is water injection. The Brent Group had earlier been produced by water alternating gas (WAG) injection. The Sognefjord and Cook Formations are produced by depletion with pressure support from the aquifer.	16.01.2025
Transport	The oil is transported by pipeline to the Oseberg field and further through the Oseberg Transport System (OTS) pipeline to the Sture terminal. A gas pipeline is tied-back to Statpipe.	28.02.2023
Status	Brage has been producing for a long time, and work is still ongoing to find new ways to increase recovery from the field. New wells are being drilled, often combined with exploration of near field prospects.	16.01.2025

Investments (expected)

The operator's future investments related to the reserves from 2024 [mill NOK 2024-kroner]. The stated investment estimate has not been corrected for possible investment sharing.	3444
--	------

Investments (historical)

	Investments [mill NOK nominal values]
Sum	26660
2023	1384





2022	994
2021	987
2020	316
2019	1023
2018	502
2017	793
2016	59
2015	983
2014	1112
2013	749
2012	696
2011	683
2010	1036
2009	872
2008	547
2007	894
2006	323
2005	182
2004	461
2003	212
2002	217
2001	483
2000	252
1999	163
1998	496
1997	526
1996	525
1995	419
1994	335
1993	2439
1992	3397
1991	2230
1990	370
1989	0

Production , saleable

	Month	Net - oil [mill Sm3]	Net - gas [bill Sm3]	Net - condensate [mill Sm3]	Net - NGL [mill Sm3]	Net - oil equivalents [mill Sm3]
Sum		61.736896	4.479396	0.000000	2.939763	69.156055
2024		0.734268	0.208778	0.000000	0.075221	1.018267
	1	0.080068	0.030771	0.000000	0.009704	0.120543
	2	0.059081	0.024330	0.000000	0.008234	0.091645
	3	0.070184	0.025549	0.000000	0.008731	0.104464



Factpages

Field

Printed: 16.2.2025 - 09:01

2024	4	0.062418	0.020655	0.000000	0.008683	0.091756
	5	0.065567	0.021281	0.000000	0.008764	0.095612
	6	0.064830	0.017178	0.000000	0.006507	0.088515
	7	0.074146	0.018423	0.000000	0.007313	0.099882
	8	0.068825	0.015497	0.000000	0.005297	0.089619
	9	0.066747	0.004525	0.000000	0.001375	0.072647
	10	0.062077	0.015724	0.000000	0.005459	0.083260
	11	0.060325	0.014845	0.000000	0.005154	0.080324
2023		0.580591	0.156980	0.000000	0.053469	0.791040
	1	0.026637	0.001662	0.000000	0.000586	0.028885
	2	0.024003	0.001480	0.000000	0.000510	0.025993
	3	0.028627	0.001966	0.000000	0.000692	0.031285
	4	0.018825	0.001505	0.000000	0.000557	0.020887
	5	0.044705	0.010552	0.000000	0.003695	0.058952
	6	0.043284	0.013175	0.000000	0.004556	0.061015
	7	0.049687	0.013755	0.000000	0.004720	0.068162
	8	0.054419	0.019963	0.000000	0.006759	0.081141
	9	0.053996	0.023405	0.000000	0.007943	0.085344
	10	0.057217	0.017154	0.000000	0.006013	0.080384
	11	0.102987	0.024575	0.000000	0.008618	0.136180
	12	0.076204	0.027788	0.000000	0.008820	0.112812
2022		0.349269	0.048060	0.000000	0.016756	0.414085
	1	0.031669	0.005730	0.000000	0.002090	0.039489
	2	0.029790	0.004806	0.000000	0.001622	0.036218
	3	0.038564	0.005853	0.000000	0.001962	0.046379
	4	0.034101	0.004517	0.000000	0.001566	0.040184
	5	0.033708	0.004407	0.000000	0.001580	0.039695
	6	0.036242	0.005152	0.000000	0.001831	0.043225
	7	0.034957	0.005776	0.000000	0.001878	0.042611
	8	0.032754	0.005358	0.000000	0.001771	0.039883
	9	0.001669	0.000285	0.000000	0.000096	0.002050
	10	0.018390	0.002498	0.000000	0.000916	0.021804
	11	0.027585	0.002721	0.000000	0.001085	0.031391
	12	0.029840	0.000957	0.000000	0.000359	0.031156
2021		0.379465	0.081236	0.000000	0.038899	0.499600
	1	0.035227	0.008723	0.000000	0.004608	0.048558
	2	0.027653	0.006643	0.000000	0.003540	0.037836
	3	0.036774	0.008708	0.000000	0.004623	0.050105
	4	0.028863	0.005764	0.000000	0.002820	0.037447
	5	0.036270	0.007911	0.000000	0.003780	0.047961
	6	0.034029	0.007638	0.000000	0.003459	0.045126
	7	0.035399	0.007768	0.000000	0.003939	0.047106
	8	0.032489	0.007412	0.000000	0.003721	0.043622



Factpages

Field

Printed: 16.2.2025 - 09:01

2021	9	0.014465	0.002884	0.000000	0.001361	0.018710
	10	0.022440	0.004602	0.000000	0.001928	0.028970
	11	0.039103	0.007116	0.000000	0.002884	0.049103
	12	0.036753	0.006067	0.000000	0.002236	0.045056
2020		0.453432	0.130850	0.000000	0.066835	0.651117
	1	0.043192	0.002127	0.000000	0.001310	0.046629
	2	0.041194	0.012287	0.000000	0.006415	0.059896
	3	0.041849	0.014428	0.000000	0.007581	0.063858
	4	0.039088	0.014323	0.000000	0.006383	0.059794
	5	0.032231	0.007588	0.000000	0.003578	0.043397
	6	0.035536	0.012138	0.000000	0.006696	0.054370
	7	0.036253	0.013867	0.000000	0.006756	0.056876
	8	0.038517	0.012872	0.000000	0.007167	0.058556
	9	0.032336	0.011873	0.000000	0.006394	0.050603
	10	0.036486	0.009459	0.000000	0.004831	0.050776
	11	0.039083	0.010170	0.000000	0.005021	0.054274
	12	0.037667	0.009718	0.000000	0.004703	0.052088
2019		0.517786	0.067572	0.000000	0.039108	0.624466
	1	0.039186	0.004960	0.000000	0.002552	0.046698
	2	0.037048	0.004578	0.000000	0.002505	0.044131
	3	0.038164	0.005316	0.000000	0.003082	0.046562
	4	0.039734	0.008813	0.000000	0.005180	0.053727
	5	0.038509	0.009942	0.000000	0.005703	0.054154
	6	0.053249	0.009706	0.000000	0.005710	0.068665
	7	0.049734	0.005832	0.000000	0.003559	0.059125
	8	0.047776	0.005067	0.000000	0.002993	0.055836
	9	0.045471	0.003774	0.000000	0.002197	0.051442
	10	0.040643	0.003133	0.000000	0.001753	0.045529
	11	0.044702	0.003344	0.000000	0.002027	0.050073
	12	0.043570	0.003107	0.000000	0.001847	0.048524
2018		0.475351	0.046972	0.000000	0.026097	0.548420
	1	0.042238	0.000000	0.000000	0.000000	0.042238
	2	0.037485	0.000000	0.000000	0.000000	0.037485
	3	0.044387	0.000000	0.000000	0.000000	0.044387
	4	0.052943	0.000000	0.000000	0.000000	0.052943
	5	0.011468	0.000000	0.000000	0.000000	0.011468
	6	0.042744	0.003434	0.000000	0.001922	0.048100
	7	0.041148	0.008766	0.000000	0.004911	0.054825
	8	0.042007	0.008008	0.000000	0.004373	0.054388
	9	0.037335	0.006455	0.000000	0.003677	0.047467
	10	0.040596	0.005480	0.000000	0.003100	0.049176
	11	0.042011	0.006692	0.000000	0.003879	0.052582
	12	0.040989	0.008137	0.000000	0.004235	0.053361



Factpages

Field

Printed: 16.2.2025 - 09:01

2017		0.510310	0.000000	0.000000	0.000000	0.510310
	1	0.046588	0.000000	0.000000	0.000000	0.046588
	2	0.041512	0.000000	0.000000	0.000000	0.041512
	3	0.041730	0.000000	0.000000	0.000000	0.041730
	4	0.037459	0.000000	0.000000	0.000000	0.037459
	5	0.045858	0.000000	0.000000	0.000000	0.045858
	6	0.040811	0.000000	0.000000	0.000000	0.040811
	7	0.040386	0.000000	0.000000	0.000000	0.040386
	8	0.039267	0.000000	0.000000	0.000000	0.039267
	9	0.043150	0.000000	0.000000	0.000000	0.043150
	10	0.046612	0.000000	0.000000	0.000000	0.046612
	11	0.042076	0.000000	0.000000	0.000000	0.042076
12	0.044861	0.000000	0.000000	0.000000	0.044861	
2016		0.716654	0.139813	0.000000	0.080732	0.937199
	1	0.067679	0.013694	0.000000	0.008611	0.089984
	2	0.068705	0.015696	0.000000	0.009500	0.093901
	3	0.074234	0.020274	0.000000	0.012085	0.106593
	4	0.067312	0.016792	0.000000	0.009523	0.093627
	5	0.066340	0.015261	0.000000	0.008638	0.090239
	6	0.065931	0.017077	0.000000	0.009667	0.092675
	7	0.063031	0.015338	0.000000	0.008737	0.087106
	8	0.058485	0.012888	0.000000	0.006994	0.078367
	9	0.037931	0.004217	0.000000	0.002298	0.044446
	10	0.049495	0.008576	0.000000	0.004679	0.062750
	11	0.047522	0.000000	0.000000	0.000000	0.047522
12	0.049989	0.000000	0.000000	0.000000	0.049989	
2015		0.658630	0.161225	0.000000	0.092268	0.912123
	1	0.052779	0.012511	0.000000	0.007437	0.072727
	2	0.045682	0.015065	0.000000	0.008404	0.069151
	3	0.046155	0.016110	0.000000	0.009380	0.071645
	4	0.041231	0.012325	0.000000	0.006880	0.060436
	5	0.042463	0.011975	0.000000	0.006873	0.061311
	6	0.056292	0.010940	0.000000	0.006508	0.073740
	7	0.078517	0.015944	0.000000	0.009643	0.104104
	8	0.071109	0.016715	0.000000	0.009351	0.097175
	9	0.066163	0.016722	0.000000	0.009214	0.092099
	10	0.059158	0.015187	0.000000	0.008429	0.082774
	11	0.051844	0.008808	0.000000	0.004995	0.065647
12	0.047237	0.008923	0.000000	0.005154	0.061314	
2014		0.520052	0.113518	0.000000	0.068989	0.702559
	1	0.055206	0.014995	0.000000	0.009171	0.079372
	2	0.041842	0.009200	0.000000	0.005681	0.056723
	3	0.048679	0.012484	0.000000	0.007390	0.068553



Factpages

Field

Printed: 16.2.2025 - 09:01

2014	4	0.039892	0.011853	0.000000	0.006819	0.058564
	5	0.006946	0.000471	0.000000	0.000268	0.007685
	6	0.039536	0.005881	0.000000	0.003605	0.049022
	7	0.047424	0.006893	0.000000	0.004053	0.058370
	8	0.047690	0.007314	0.000000	0.004459	0.059463
	9	0.051578	0.011652	0.000000	0.007176	0.070406
	10	0.048460	0.011993	0.000000	0.007326	0.067779
	11	0.046156	0.010562	0.000000	0.006594	0.063312
	12	0.046643	0.010220	0.000000	0.006447	0.063310
2013		0.593568	0.068965	0.000000	0.043443	0.705976
	1	0.059104	0.010645	0.000000	0.006981	0.076730
	2	0.054291	0.010386	0.000000	0.006554	0.071231
	3	0.049339	0.008017	0.000000	0.005073	0.062429
	4	0.057607	0.009117	0.000000	0.005625	0.072349
	5	0.053543	0.003282	0.000000	0.002043	0.058868
	6	0.044224	0.003165	0.000000	0.001941	0.049330
	7	0.053468	0.003367	0.000000	0.002112	0.058947
	8	0.053893	0.003281	0.000000	0.002056	0.059230
	9	0.026299	0.002024	0.000000	0.001143	0.029466
	10	0.051579	0.003514	0.000000	0.002297	0.057390
	11	0.046128	0.003355	0.000000	0.002143	0.051626
12	0.044093	0.008812	0.000000	0.005475	0.058380	
2012		0.787911	0.110996	0.000000	0.072665	0.971572
	1	0.097697	0.017077	0.000000	0.011106	0.125880
	2	0.094581	0.010945	0.000000	0.007490	0.113016
	3	0.097601	0.013659	0.000000	0.009312	0.120572
	4	0.073871	0.009372	0.000000	0.005936	0.089179
	5	0.072940	0.007863	0.000000	0.005098	0.085901
	6	0.010646	0.001172	0.000000	0.000753	0.012571
	7	0.048901	0.003876	0.000000	0.002621	0.055398
	8	0.071568	0.013540	0.000000	0.008618	0.093726
	9	0.065474	0.014033	0.000000	0.009359	0.088866
	10	0.066855	0.010553	0.000000	0.006235	0.083643
	11	0.052140	0.001462	0.000000	0.001059	0.054661
12	0.035637	0.007444	0.000000	0.005078	0.048159	
2011		1.133255	0.129524	0.000000	0.087669	1.350448
	1	0.107986	0.010236	0.000000	0.006620	0.124842
	2	0.102215	0.010251	0.000000	0.006776	0.119242
	3	0.073417	0.007629	0.000000	0.005106	0.086152
	4	0.115394	0.011730	0.000000	0.008246	0.135370
	5	0.062613	0.006089	0.000000	0.004233	0.072935
	6	0.103957	0.009132	0.000000	0.006413	0.119502
7	0.113683	0.012196	0.000000	0.008221	0.134100	



Factpages

Field

Printed: 16.2.2025 - 09:01

2011	8	0.099110	0.011520	0.000000	0.008007	0.118637
	9	0.093402	0.014021	0.000000	0.009661	0.117084
	10	0.092718	0.012879	0.000000	0.008798	0.114395
	11	0.090950	0.012098	0.000000	0.008082	0.111130
	12	0.077810	0.011743	0.000000	0.007506	0.097059
2010		1.546190	0.125827	0.000000	0.086880	1.758897
	1	0.156031	0.008900	0.000000	0.006142	0.171073
	2	0.145910	0.008352	0.000000	0.006231	0.160493
	3	0.155998	0.007807	0.000000	0.005790	0.169595
	4	0.141285	0.009389	0.000000	0.006829	0.157503
	5	0.168800	0.015217	0.000000	0.010617	0.194634
	6	0.157456	0.020263	0.000000	0.014158	0.191877
	7	0.127218	0.013638	0.000000	0.009730	0.150586
	8	0.103007	0.007176	0.000000	0.004621	0.114804
	9	0.065514	0.004526	0.000000	0.002929	0.072969
	10	0.091529	0.007936	0.000000	0.004917	0.104382
	11	0.119653	0.011489	0.000000	0.007469	0.138611
12	0.113789	0.011134	0.000000	0.007447	0.132370	
2009		1.676413	0.130295	0.000000	0.095610	1.902318
	1	0.157782	0.020260	0.000000	0.015104	0.193146
	2	0.159486	0.017556	0.000000	0.012936	0.189978
	3	0.159742	0.018854	0.000000	0.013965	0.192561
	4	0.142287	0.009083	0.000000	0.006928	0.158298
	5	0.145528	0.006787	0.000000	0.004926	0.157241
	6	0.068419	0.003335	0.000000	0.002424	0.074178
	7	0.131506	0.006682	0.000000	0.004787	0.142975
	8	0.137698	0.006144	0.000000	0.004592	0.148434
	9	0.154498	0.013464	0.000000	0.009409	0.177371
	10	0.164517	0.013877	0.000000	0.010258	0.188652
	11	0.153149	0.009615	0.000000	0.006977	0.169741
12	0.101801	0.004638	0.000000	0.003304	0.109743	
2008		1.597280	0.259084	0.000000	0.169630	2.025994
	1	0.090676	0.017648	0.000000	0.010239	0.118563
	2	0.097808	0.017561	0.000000	0.010655	0.126024
	3	0.121503	0.022481	0.000000	0.014855	0.158839
	4	0.131374	0.022003	0.000000	0.013567	0.166944
	5	0.137913	0.023635	0.000000	0.015718	0.177266
	6	0.103002	0.014806	0.000000	0.009517	0.127325
	7	0.137320	0.020784	0.000000	0.013456	0.171560
	8	0.145121	0.025064	0.000000	0.016170	0.186355
	9	0.140390	0.022968	0.000000	0.014898	0.178256
	10	0.150340	0.024042	0.000000	0.016600	0.190982
11	0.135790	0.018452	0.000000	0.013210	0.167452	



Factpages

Field

Printed: 16.2.2025 - 09:01

2008	12	0.206043	0.029640	0.000000	0.020745	0.256428
2007		1.194886	0.174087	0.000000	0.106772	1.475745
	1	0.082077	0.012009	0.000000	0.006925	0.101011
	2	0.080697	0.011369	0.000000	0.006306	0.098372
	3	0.089920	0.012670	0.000000	0.007523	0.110113
	4	0.127135	0.014589	0.000000	0.009381	0.151105
	5	0.114141	0.012586	0.000000	0.008424	0.135151
	6	0.077200	0.007408	0.000000	0.004964	0.089572
	7	0.113098	0.012132	0.000000	0.007826	0.133056
	8	0.106824	0.012150	0.000000	0.007967	0.126941
	9	0.115866	0.019433	0.000000	0.012277	0.147576
	10	0.109120	0.024496	0.000000	0.013891	0.147507
	11	0.098936	0.021017	0.000000	0.012955	0.132908
12	0.079872	0.014228	0.000000	0.008333	0.102433	
2006		1.112974	0.132722	0.000000	0.084238	1.329934
	1	0.111180	0.011777	0.000000	0.008300	0.131257
	2	0.101644	0.011405	0.000000	0.007802	0.120851
	3	0.109090	0.012586	0.000000	0.008080	0.129756
	4	0.101463	0.011182	0.000000	0.007361	0.120006
	5	0.089522	0.007243	0.000000	0.004368	0.101133
	6	0.081475	0.006116	0.000000	0.003792	0.091383
	7	0.094551	0.012444	0.000000	0.008029	0.115024
	8	0.058908	0.008393	0.000000	0.005006	0.072307
	9	0.092220	0.012120	0.000000	0.007487	0.111827
	10	0.092894	0.013011	0.000000	0.008104	0.114009
	11	0.085105	0.013020	0.000000	0.008155	0.106280
12	0.094922	0.013425	0.000000	0.007754	0.116101	
2005		1.481001	0.124398	0.000000	0.086060	1.691459
	1	0.129858	0.009787	0.000000	0.007157	0.146802
	2	0.104768	0.007629	0.000000	0.005312	0.117709
	3	0.125367	0.011806	0.000000	0.008525	0.145698
	4	0.115954	0.010587	0.000000	0.007048	0.133589
	5	0.150834	0.013307	0.000000	0.008054	0.172195
	6	0.047998	0.002536	0.000000	0.001799	0.052333
	7	0.153758	0.010493	0.000000	0.006991	0.171242
	8	0.146218	0.012073	0.000000	0.009057	0.167348
	9	0.126122	0.010704	0.000000	0.007262	0.144088
	10	0.136659	0.012656	0.000000	0.008681	0.157996
	11	0.121382	0.011577	0.000000	0.008308	0.141267
12	0.122083	0.011243	0.000000	0.007866	0.141192	
2004		1.581333	0.088789	0.000000	0.067592	1.737714
	1	0.145157	0.008547	0.000000	0.006868	0.160572



Factpages

Field

Printed: 16.2.2025 - 09:01

2004	2	0.149565	0.008134	0.000000	0.006743	0.164442
	3	0.095268	0.003760	0.000000	0.003066	0.102094
	4	0.145913	0.007366	0.000000	0.005826	0.159105
	5	0.143391	0.010531	0.000000	0.008174	0.162096
	6	0.147290	0.009354	0.000000	0.006945	0.163589
	7	0.127126	0.005625	0.000000	0.004351	0.137102
	8	0.121020	0.002673	0.000000	0.002004	0.125697
	9	0.121322	0.008472	0.000000	0.006232	0.136026
	10	0.129631	0.008191	0.000000	0.005828	0.143650
	11	0.120971	0.007231	0.000000	0.005173	0.133375
	12	0.134679	0.008905	0.000000	0.006382	0.149966
	2003		1.878041	0.098384	0.000000	0.081382
1		0.160979	0.008642	0.000000	0.007455	0.177076
2		0.153834	0.007947	0.000000	0.006723	0.168504
3		0.163763	0.008279	0.000000	0.007020	0.179062
4		0.173027	0.009231	0.000000	0.007382	0.189640
5		0.135411	0.005697	0.000000	0.004682	0.145790
6		0.142363	0.006489	0.000000	0.005455	0.154307
7		0.171785	0.009000	0.000000	0.007190	0.187975
8		0.167070	0.009046	0.000000	0.007227	0.183343
9		0.158287	0.009062	0.000000	0.007907	0.175256
10		0.149714	0.007995	0.000000	0.006439	0.164148
11		0.148974	0.008193	0.000000	0.006790	0.163957
12	0.152834	0.008803	0.000000	0.007112	0.168749	
2002		2.142643	0.114828	0.000000	0.108519	2.365990
	1	0.201198	0.013001	0.000000	0.011937	0.226136
	2	0.188587	0.010950	0.000000	0.010077	0.209614
	3	0.071732	0.002801	0.000000	0.002624	0.077157
	4	0.205282	0.009668	0.000000	0.009487	0.224437
	5	0.226918	0.012278	0.000000	0.012226	0.251422
	6	0.187452	0.010661	0.000000	0.010867	0.208980
	7	0.157007	0.007914	0.000000	0.007701	0.172622
	8	0.188354	0.008217	0.000000	0.007468	0.204039
	9	0.183292	0.010347	0.000000	0.009823	0.203462
	10	0.177832	0.010361	0.000000	0.009203	0.197396
	11	0.174639	0.009794	0.000000	0.008378	0.192811
12	0.180350	0.008836	0.000000	0.008728	0.197914	
2001		2.228841	0.167266	0.000000	0.157765	2.553872
	1	0.230767	0.014875	0.000000	0.014838	0.260480
	2	0.195699	0.013117	0.000000	0.012998	0.221814
	3	0.202718	0.015383	0.000000	0.014417	0.232518
	4	0.204999	0.016599	0.000000	0.015788	0.237386
	5	0.213864	0.019890	0.000000	0.018446	0.252200



Factpages

Field

Printed: 16.2.2025 - 09:01

2001	6	0.110377	0.010259	0.000000	0.009402	0.130038
	7	0.180945	0.010543	0.000000	0.010378	0.201866
	8	0.196643	0.014509	0.000000	0.013225	0.224377
	9	0.187569	0.014696	0.000000	0.012295	0.214560
	10	0.185457	0.013978	0.000000	0.012911	0.212346
	11	0.166491	0.012921	0.000000	0.012357	0.191769
	12	0.153312	0.010496	0.000000	0.010710	0.174518
2000		2.632700	0.149452	0.000000	0.114683	2.896835
	1	0.233175	0.005513	0.000000	0.003519	0.242207
	2	0.238097	0.010530	0.000000	0.007142	0.255769
	3	0.215206	0.015424	0.000000	0.009578	0.240208
	4	0.212559	0.014673	0.000000	0.009209	0.236441
	5	0.242377	0.013807	0.000000	0.010582	0.266766
	6	0.227118	0.013796	0.000000	0.009450	0.250364
	7	0.230897	0.013784	0.000000	0.009202	0.253883
	8	0.226843	0.013619	0.000000	0.010438	0.250900
	9	0.201026	0.011825	0.000000	0.009032	0.221883
	10	0.194130	0.012016	0.000000	0.008194	0.214340
	11	0.207459	0.013411	0.000000	0.014725	0.235595
12	0.203813	0.011054	0.000000	0.013612	0.228479	
1999		3.798353	0.157558	0.000000	0.111412	4.067323
	1	0.337931	0.018676	0.000000	0.011668	0.368275
	2	0.317162	0.014369	0.000000	0.010925	0.342456
	3	0.323762	0.016502	0.000000	0.011450	0.351714
	4	0.390495	0.015094	0.000000	0.010695	0.416284
	5	0.369194	0.018238	0.000000	0.013776	0.401208
	6	0.219708	0.013075	0.000000	0.009742	0.242525
	7	0.359795	0.018845	0.000000	0.012481	0.391121
	8	0.333583	0.016048	0.000000	0.011167	0.360798
	9	0.295818	0.009610	0.000000	0.007041	0.312469
	10	0.288274	0.005982	0.000000	0.004147	0.298403
	11	0.255115	0.004540	0.000000	0.003685	0.263340
12	0.307516	0.006579	0.000000	0.004635	0.318730	
1998		5.541374	0.281032	0.000000	0.194972	6.017378
	1	0.582973	0.027959	0.000000	0.019017	0.629949
	2	0.526674	0.026097	0.000000	0.019243	0.572014
	3	0.522246	0.038411	0.000000	0.026408	0.587065
	4	0.480789	0.034232	0.000000	0.023486	0.538507
	5	0.484608	0.022234	0.000000	0.021396	0.528238
	6	0.491333	0.023269	0.000000	0.017131	0.531733
	7	0.488684	0.027909	0.000000	0.018480	0.535073
	8	0.455586	0.010111	0.000000	0.003513	0.469210
9	0.399851	0.021108	0.000000	0.012684	0.433643	



Factpages

Field

Printed: 16.2.2025 - 09:01

1998	10	0.416003	0.020325	0.000000	0.014218	0.450546
	11	0.356410	0.012853	0.000000	0.009423	0.378686
	12	0.336217	0.016524	0.000000	0.009973	0.362714
1997		5.868671	0.230428	0.000000	0.146345	6.245444
	1	0.586685	0.028617	0.000000	0.017872	0.633174
	2	0.529070	0.020818	0.000000	0.013358	0.563246
	3	0.588446	0.016023	0.000000	0.010593	0.615062
	4	0.543661	0.027771	0.000000	0.018386	0.589818
	5	0.514482	0.019501	0.000000	0.011906	0.545889
	6	0.324837	0.018385	0.000000	0.010653	0.353875
	7	0.464801	0.027215	0.000000	0.016233	0.508249
	8	0.485874	0.016823	0.000000	0.011210	0.513907
	9	0.480391	0.007989	0.000000	0.005347	0.493727
	10	0.479183	0.012811	0.000000	0.008555	0.500549
	11	0.460969	0.017772	0.000000	0.011355	0.490096
12	0.410272	0.016703	0.000000	0.010877	0.437852	
1996		6.397894	0.340859	0.000000	0.208653	6.947406
	1	0.588278	0.025959	0.000000	0.015576	0.629813
	2	0.542039	0.022695	0.000000	0.014650	0.579384
	3	0.597275	0.034916	0.000000	0.021050	0.653241
	4	0.577436	0.038254	0.000000	0.022070	0.637760
	5	0.599608	0.024193	0.000000	0.018596	0.642397
	6	0.533792	0.025367	0.000000	0.014851	0.574010
	7	0.538445	0.032868	0.000000	0.017684	0.588997
	8	0.485623	0.027592	0.000000	0.015629	0.528844
	9	0.489398	0.025696	0.000000	0.018288	0.533382
	10	0.524980	0.034616	0.000000	0.019834	0.579430
	11	0.535240	0.031510	0.000000	0.018908	0.585658
12	0.385780	0.017193	0.000000	0.011517	0.414490	
1995		6.251905	0.222771	0.000000	0.152269	6.626945
	1	0.472820	0.016024	0.000000	0.011633	0.500477
	2	0.437057	0.013264	0.000000	0.013048	0.463369
	3	0.471261	0.009285	0.000000	0.008730	0.489276
	4	0.483759	0.018422	0.000000	0.014508	0.516689
	5	0.475091	0.023436	0.000000	0.016677	0.515204
	6	0.395495	0.013336	0.000000	0.010623	0.419454
	7	0.591291	0.024256	0.000000	0.015760	0.631307
	8	0.593809	0.022046	0.000000	0.012537	0.628392
	9	0.575980	0.009485	0.000000	0.005340	0.590805
	10	0.596567	0.026229	0.000000	0.015252	0.638048
	11	0.570798	0.022408	0.000000	0.012505	0.605711
12	0.587977	0.024580	0.000000	0.015656	0.628213	



Factpages

Field

Printed: 16.2.2025 - 09:01

1994		5.351819	0.192465	0.000000	0.173887	5.718171
	1	0.408444	0.016615	0.000000	0.011200	0.436259
	2	0.385765	0.016136	0.000000	0.012183	0.414084
	3	0.419449	0.017937	0.000000	0.014282	0.451668
	4	0.401829	0.013532	0.000000	0.012550	0.427911
	5	0.462519	0.014693	0.000000	0.013820	0.491032
	6	0.459099	0.013703	0.000000	0.014682	0.487484
	7	0.476531	0.015927	0.000000	0.017242	0.509700
	8	0.474304	0.014210	0.000000	0.016375	0.504889
	9	0.462068	0.014628	0.000000	0.015084	0.491780
	10	0.472783	0.019452	0.000000	0.016365	0.508600
	11	0.458883	0.017788	0.000000	0.016353	0.493024
12	0.470145	0.017844	0.000000	0.013751	0.501740	
1993		1.044036	0.024662	0.000000	0.030943	1.099641
	9	0.024495	0.000238	0.000000	0.000329	0.025062
	10	0.230333	0.003267	0.000000	0.005466	0.239066
	11	0.371520	0.006737	0.000000	0.011924	0.390181
	12	0.417688	0.014420	0.000000	0.013224	0.445332

Production , sum wellbores

	Month	Gross - oil [mill Sm3]	Gross - gas [bill Sm3]	Gross - condensate [mill Sm3]	Gross - oil equivalents [mill Sm3]
Sum		62.095086	9.187137	0.000000	71.282223
2024		0.727928	0.296640	0.000000	1.024568
	1	0.075097	0.039297	0.000000	0.114394
	2	0.061823	0.032833	0.000000	0.094656
	3	0.069260	0.034512	0.000000	0.103772
	4	0.061651	0.028857	0.000000	0.090508
	5	0.065119	0.029834	0.000000	0.094953
	6	0.064316	0.024055	0.000000	0.088371
	7	0.073603	0.026341	0.000000	0.099944
	8	0.068471	0.022741	0.000000	0.091212
	9	0.066696	0.013765	0.000000	0.080461
	10	0.061919	0.022767	0.000000	0.084686
11	0.059973	0.021638	0.000000	0.081611	
2023		0.583489	0.245471	0.000000	0.828960
	1	0.027698	0.008039	0.000000	0.035737
	2	0.023998	0.007195	0.000000	0.031193
	3	0.029112	0.009244	0.000000	0.038356
	4	0.020556	0.006420	0.000000	0.026976
	5	0.043496	0.018305	0.000000	0.061801
	6	0.043277	0.021101	0.000000	0.064378
	7	0.049871	0.021930	0.000000	0.071801



Factpages

Field

Printed: 16.2.2025 - 09:01

2023	8	0.054043	0.028312	0.000000	0.082355
	9	0.053916	0.031014	0.000000	0.084930
	10	0.056359	0.024172	0.000000	0.080531
	11	0.102499	0.032873	0.000000	0.135372
	12	0.078664	0.036866	0.000000	0.115530
2022		0.353942	0.116196	0.000000	0.470138
	1	0.032024	0.012711	0.000000	0.044735
	2	0.029805	0.011694	0.000000	0.041499
	3	0.041440	0.013474	0.000000	0.054914
	4	0.034176	0.010633	0.000000	0.044809
	5	0.034083	0.010532	0.000000	0.044615
	6	0.036118	0.012427	0.000000	0.048545
	7	0.035545	0.013306	0.000000	0.048851
	8	0.032381	0.012817	0.000000	0.045198
	9	0.002060	0.000636	0.000000	0.002696
	10	0.018550	0.003667	0.000000	0.022217
	11	0.027674	0.006470	0.000000	0.034144
12	0.030086	0.007829	0.000000	0.037915	
2021		0.380874	0.164979	0.000000	0.545853
	1	0.035825	0.017285	0.000000	0.053110
	2	0.027635	0.012748	0.000000	0.040383
	3	0.036829	0.016965	0.000000	0.053794
	4	0.028851	0.012023	0.000000	0.040874
	5	0.036325	0.015987	0.000000	0.052312
	6	0.034176	0.015664	0.000000	0.049840
	7	0.035490	0.016187	0.000000	0.051677
	8	0.032792	0.015305	0.000000	0.048097
	9	0.014370	0.006555	0.000000	0.020925
	10	0.022779	0.007870	0.000000	0.030649
	11	0.038773	0.014573	0.000000	0.053346
12	0.037029	0.013817	0.000000	0.050846	
2020		0.453506	0.221279	0.000000	0.674785
	1	0.043129	0.010224	0.000000	0.053353
	2	0.041160	0.020739	0.000000	0.061899
	3	0.042128	0.023437	0.000000	0.065565
	4	0.038772	0.022939	0.000000	0.061711
	5	0.031913	0.012751	0.000000	0.044664
	6	0.036008	0.018417	0.000000	0.054425
	7	0.036446	0.020861	0.000000	0.057307
	8	0.038479	0.020801	0.000000	0.059280
	9	0.032451	0.018784	0.000000	0.051235
	10	0.036126	0.016613	0.000000	0.052739
11	0.039299	0.017996	0.000000	0.057295	



Factpages

Field

Printed: 16.2.2025 - 09:01

2020	12	0.037595	0.017717	0.000000	0.055312
2019		0.517330	0.162621	0.000000	0.679951
	1	0.038973	0.013470	0.000000	0.052443
	2	0.036677	0.012661	0.000000	0.049338
	3	0.038423	0.013276	0.000000	0.051699
	4	0.039687	0.015610	0.000000	0.055297
	5	0.038358	0.017009	0.000000	0.055367
	6	0.053458	0.018977	0.000000	0.072435
	7	0.049818	0.013670	0.000000	0.063488
	8	0.047821	0.013544	0.000000	0.061365
	9	0.045329	0.011724	0.000000	0.057053
	10	0.040742	0.010886	0.000000	0.051628
	11	0.044921	0.011135	0.000000	0.056056
12	0.043123	0.010659	0.000000	0.053782	
2018		0.475848	0.179711	0.000000	0.655559
	1	0.042223	0.011071	0.000000	0.053294
	2	0.037628	0.015234	0.000000	0.052862
	3	0.044520	0.019411	0.000000	0.063931
	4	0.053157	0.020691	0.000000	0.073848
	5	0.011516	0.004906	0.000000	0.016422
	6	0.042854	0.015767	0.000000	0.058621
	7	0.041285	0.017229	0.000000	0.058514
	8	0.041685	0.015125	0.000000	0.056810
	9	0.037627	0.013717	0.000000	0.051344
	10	0.040534	0.013653	0.000000	0.054187
	11	0.041694	0.015372	0.000000	0.057066
12	0.041125	0.017535	0.000000	0.058660	
2017		0.509891	0.151559	0.000000	0.661450
	1	0.046392	0.015044	0.000000	0.061436
	2	0.041547	0.014087	0.000000	0.055634
	3	0.041602	0.014883	0.000000	0.056485
	4	0.037350	0.013226	0.000000	0.050576
	5	0.045544	0.017841	0.000000	0.063385
	6	0.040088	0.013045	0.000000	0.053133
	7	0.040204	0.011960	0.000000	0.052164
	8	0.039233	0.011019	0.000000	0.050252
	9	0.043249	0.009988	0.000000	0.053237
	10	0.047175	0.009315	0.000000	0.056490
	11	0.042472	0.009999	0.000000	0.052471
12	0.045035	0.011152	0.000000	0.056187	
2016		0.714382	0.261373	0.000000	0.975755
	1	0.069705	0.022272	0.000000	0.091977



Factpages

Field

Printed: 16.2.2025 - 09:01

2016	2	0.066857	0.024554	0.000000	0.091411
	3	0.074528	0.030225	0.000000	0.104753
	4	0.066802	0.025867	0.000000	0.092669
	5	0.065864	0.024328	0.000000	0.090192
	6	0.065910	0.026290	0.000000	0.092200
	7	0.062758	0.024547	0.000000	0.087305
	8	0.058206	0.022588	0.000000	0.080794
	9	0.037584	0.012958	0.000000	0.050542
	10	0.049223	0.018587	0.000000	0.067810
	11	0.047460	0.013943	0.000000	0.061403
	12	0.049485	0.015214	0.000000	0.064699
	2015		0.655114	0.270682	0.000000
1		0.052482	0.021396	0.000000	0.073878
2		0.044899	0.023363	0.000000	0.068262
3		0.045363	0.025467	0.000000	0.070830
4		0.040923	0.020289	0.000000	0.061212
5		0.042189	0.020875	0.000000	0.063064
6		0.056152	0.020736	0.000000	0.076888
7		0.076989	0.026891	0.000000	0.103880
8		0.070975	0.026625	0.000000	0.097600
9		0.065638	0.026052	0.000000	0.091690
10		0.058646	0.023823	0.000000	0.082469
11		0.051073	0.017237	0.000000	0.068310
12	0.049785	0.017928	0.000000	0.067713	
2014		0.519481	0.199470	0.000000	0.718951
	1	0.054766	0.022960	0.000000	0.077726
	2	0.041767	0.016299	0.000000	0.058066
	3	0.048809	0.020577	0.000000	0.069386
	4	0.039617	0.017246	0.000000	0.056863
	5	0.007993	0.002196	0.000000	0.010189
	6	0.039485	0.012760	0.000000	0.052245
	7	0.047869	0.015998	0.000000	0.063867
	8	0.047678	0.015565	0.000000	0.063243
	9	0.050468	0.019397	0.000000	0.069865
	10	0.048052	0.019303	0.000000	0.067355
	11	0.047036	0.018985	0.000000	0.066021
12	0.045941	0.018184	0.000000	0.064125	
2013		0.591661	0.184695	0.000000	0.776356
	1	0.059066	0.018150	0.000000	0.077216
	2	0.054268	0.017849	0.000000	0.072117
	3	0.049092	0.014902	0.000000	0.063994
	4	0.057120	0.016395	0.000000	0.073515
	5	0.053342	0.016262	0.000000	0.069604



Factpages

Field

Printed: 16.2.2025 - 09:01

2013	6	0.044217	0.013248	0.000000	0.057465
	7	0.053221	0.017927	0.000000	0.071148
	8	0.054043	0.017149	0.000000	0.071192
	9	0.026183	0.006907	0.000000	0.033090
	10	0.051341	0.017035	0.000000	0.068376
	11	0.045731	0.013412	0.000000	0.059143
	12	0.044037	0.015459	0.000000	0.059496
2012		0.781591	0.290777	0.000000	1.072368
	1	0.097168	0.038898	0.000000	0.136066
	2	0.092527	0.034641	0.000000	0.127168
	3	0.097042	0.037121	0.000000	0.134163
	4	0.073653	0.030931	0.000000	0.104584
	5	0.071853	0.029379	0.000000	0.101232
	6	0.010898	0.002612	0.000000	0.013510
	7	0.048929	0.017690	0.000000	0.066619
	8	0.070807	0.022674	0.000000	0.093481
	9	0.065229	0.022116	0.000000	0.087345
	10	0.066133	0.021155	0.000000	0.087288
	11	0.052265	0.020882	0.000000	0.073147
12	0.035087	0.012678	0.000000	0.047765	
2011		1.125593	0.352292	0.000000	1.477885
	1	0.106927	0.032697	0.000000	0.139624
	2	0.100901	0.031132	0.000000	0.132033
	3	0.074089	0.021827	0.000000	0.095916
	4	0.114375	0.032988	0.000000	0.147363
	5	0.062389	0.018719	0.000000	0.081108
	6	0.103109	0.024575	0.000000	0.127684
	7	0.114786	0.032479	0.000000	0.147265
	8	0.097029	0.030594	0.000000	0.127623
	9	0.092021	0.029942	0.000000	0.121963
	10	0.092768	0.032461	0.000000	0.125229
	11	0.090087	0.032572	0.000000	0.122659
12	0.077112	0.032306	0.000000	0.109418	
2010		1.549568	0.358164	0.000000	1.907732
	1	0.155685	0.030716	0.000000	0.186401
	2	0.146615	0.028639	0.000000	0.175254
	3	0.157079	0.029321	0.000000	0.186400
	4	0.142045	0.029380	0.000000	0.171425
	5	0.170671	0.039062	0.000000	0.209733
	6	0.158188	0.034762	0.000000	0.192950
	7	0.128105	0.030572	0.000000	0.158677
	8	0.103093	0.025464	0.000000	0.128557
9	0.065603	0.016850	0.000000	0.082453	



Factpages

Field

Printed: 16.2.2025 - 09:01

2010	10	0.091082	0.026271	0.000000	0.117353
	11	0.118832	0.034193	0.000000	0.153025
	12	0.112570	0.032934	0.000000	0.145504
2009		1.685754	0.326768	0.000000	2.012522
	1	0.158948	0.031798	0.000000	0.190746
	2	0.160789	0.028174	0.000000	0.188963
	3	0.160843	0.030980	0.000000	0.191823
	4	0.143749	0.028226	0.000000	0.171975
	5	0.146556	0.031035	0.000000	0.177591
	6	0.068115	0.013455	0.000000	0.081570
	7	0.132490	0.025797	0.000000	0.158287
	8	0.138351	0.027502	0.000000	0.165853
	9	0.154894	0.031943	0.000000	0.186837
	10	0.165578	0.028313	0.000000	0.193891
	11	0.153254	0.029034	0.000000	0.182288
12	0.102187	0.020511	0.000000	0.122698	
2008		1.601127	0.392720	0.000000	1.993847
	1	0.089122	0.026911	0.000000	0.116033
	2	0.096957	0.026619	0.000000	0.123576
	3	0.120708	0.033765	0.000000	0.154473
	4	0.131754	0.034325	0.000000	0.166079
	5	0.138365	0.035231	0.000000	0.173596
	6	0.103905	0.023524	0.000000	0.127429
	7	0.137544	0.031934	0.000000	0.169478
	8	0.146467	0.037082	0.000000	0.183549
	9	0.141273	0.035108	0.000000	0.176381
	10	0.150635	0.036304	0.000000	0.186939
	11	0.136537	0.029470	0.000000	0.166007
12	0.207860	0.042447	0.000000	0.250307	
2007		1.179231	0.278712	0.000000	1.457943
	1	0.080933	0.020758	0.000000	0.101691
	2	0.079917	0.018572	0.000000	0.098489
	3	0.089047	0.021132	0.000000	0.110179
	4	0.125788	0.023444	0.000000	0.149232
	5	0.112968	0.020861	0.000000	0.133829
	6	0.076422	0.013189	0.000000	0.089611
	7	0.112039	0.021612	0.000000	0.133651
	8	0.105476	0.021348	0.000000	0.126824
	9	0.112221	0.030255	0.000000	0.142476
	10	0.107824	0.035149	0.000000	0.142973
	11	0.097698	0.030205	0.000000	0.127903
12	0.078898	0.022187	0.000000	0.101085	



Factpages

Field

Printed: 16.2.2025 - 09:01

2006		1.104666	0.240087	0.000000	1.344753
	1	0.110750	0.020482	0.000000	0.131232
	2	0.100619	0.019568	0.000000	0.120187
	3	0.109090	0.021974	0.000000	0.131064
	4	0.101478	0.022055	0.000000	0.123533
	5	0.088851	0.017267	0.000000	0.106118
	6	0.080698	0.016364	0.000000	0.097062
	7	0.094307	0.021976	0.000000	0.116283
	8	0.058180	0.014134	0.000000	0.072314
	9	0.091101	0.020348	0.000000	0.111449
	10	0.091851	0.021571	0.000000	0.113422
	11	0.084202	0.021612	0.000000	0.105814
12	0.093539	0.022736	0.000000	0.116275	
2005		1.477963	0.221500	0.000000	1.699463
	1	0.130916	0.019373	0.000000	0.150289
	2	0.105060	0.014815	0.000000	0.119875
	3	0.125432	0.020779	0.000000	0.146211
	4	0.115384	0.019035	0.000000	0.134419
	5	0.150077	0.021756	0.000000	0.171833
	6	0.048021	0.005781	0.000000	0.053802
	7	0.153268	0.018725	0.000000	0.171993
	8	0.146415	0.021222	0.000000	0.167637
	9	0.125935	0.018538	0.000000	0.144473
	10	0.134937	0.021517	0.000000	0.156454
	11	0.121282	0.019945	0.000000	0.141227
12	0.121236	0.020014	0.000000	0.141250	
2004		1.600204	0.187447	0.000000	1.787651
	1	0.149407	0.016712	0.000000	0.166119
	2	0.150862	0.016716	0.000000	0.167578
	3	0.096989	0.009163	0.000000	0.106152
	4	0.149721	0.015579	0.000000	0.165300
	5	0.149356	0.019802	0.000000	0.169158
	6	0.145321	0.018144	0.000000	0.163465
	7	0.129079	0.013403	0.000000	0.142482
	8	0.124555	0.012190	0.000000	0.136745
	9	0.120863	0.017505	0.000000	0.138368
	10	0.129354	0.016119	0.000000	0.145473
	11	0.120683	0.014732	0.000000	0.135415
12	0.134014	0.017382	0.000000	0.151396	
2003		1.903869	0.200480	0.000000	2.104349
	1	0.162805	0.018707	0.000000	0.181512
	2	0.156079	0.018245	0.000000	0.174324
	3	0.165620	0.018305	0.000000	0.183925



Factpages

Field

Printed: 16.2.2025 - 09:01

2003	4	0.175639	0.017973	0.000000	0.193612	
	5	0.136666	0.012260	0.000000	0.148926	
	6	0.144104	0.013424	0.000000	0.157528	
	7	0.174535	0.017342	0.000000	0.191877	
	8	0.168193	0.017407	0.000000	0.185600	
	9	0.159904	0.017211	0.000000	0.177115	
	10	0.152396	0.015981	0.000000	0.168377	
	11	0.151815	0.016398	0.000000	0.168213	
	12	0.156113	0.017227	0.000000	0.173340	
	2002		2.158937	0.243393	0.000000	2.402330
		1	0.201846	0.025240	0.000000	0.227086
		2	0.190529	0.022398	0.000000	0.212927
3		0.072145	0.007410	0.000000	0.079555	
4		0.208510	0.020763	0.000000	0.229273	
5		0.228052	0.024785	0.000000	0.252837	
6		0.188806	0.021010	0.000000	0.209816	
7		0.157999	0.016913	0.000000	0.174912	
8		0.191876	0.021328	0.000000	0.213204	
9		0.183335	0.021650	0.000000	0.204985	
10		0.179358	0.021095	0.000000	0.200453	
11		0.175474	0.020577	0.000000	0.196051	
12	0.181007	0.020224	0.000000	0.201231		
2001		2.241122	0.306102	0.000000	2.547224	
	1	0.233324	0.026942	0.000000	0.260266	
	2	0.196529	0.024420	0.000000	0.220949	
	3	0.202948	0.027202	0.000000	0.230150	
	4	0.207276	0.026153	0.000000	0.233429	
	5	0.216535	0.031465	0.000000	0.248000	
	6	0.110962	0.017344	0.000000	0.128306	
	7	0.183008	0.023280	0.000000	0.206288	
	8	0.196697	0.026894	0.000000	0.223591	
	9	0.188137	0.026898	0.000000	0.215035	
	10	0.185488	0.027030	0.000000	0.212518	
	11	0.167376	0.025623	0.000000	0.192999	
12	0.152842	0.022851	0.000000	0.175693		
2000		2.646867	0.280850	0.000000	2.927717	
	1	0.235020	0.022577	0.000000	0.257597	
	2	0.238771	0.024764	0.000000	0.263535	
	3	0.218691	0.024374	0.000000	0.243065	
	4	0.213356	0.022310	0.000000	0.235666	
	5	0.243707	0.023878	0.000000	0.267585	
	6	0.230318	0.022080	0.000000	0.252398	
7	0.230065	0.023728	0.000000	0.253793		



Factpages

Field

Printed: 16.2.2025 - 09:01

2000	8	0.229637	0.023499	0.000000	0.253136
	9	0.200128	0.022850	0.000000	0.222978
	10	0.194719	0.024310	0.000000	0.219029
	11	0.209047	0.025147	0.000000	0.234194
	12	0.203408	0.021333	0.000000	0.224741
1999		3.825873	0.321485	0.000000	4.147358
	1	0.339677	0.032745	0.000000	0.372422
	2	0.319773	0.026649	0.000000	0.346422
	3	0.325091	0.029033	0.000000	0.354124
	4	0.390881	0.031749	0.000000	0.422630
	5	0.371910	0.032021	0.000000	0.403931
	6	0.221665	0.020392	0.000000	0.242057
	7	0.362198	0.031316	0.000000	0.393514
	8	0.334800	0.027392	0.000000	0.362192
	9	0.299597	0.023129	0.000000	0.322726
	10	0.290061	0.022146	0.000000	0.312207
	11	0.258988	0.019903	0.000000	0.278891
12	0.311232	0.025010	0.000000	0.336242	
1998		5.575131	0.537257	0.000000	6.112388
	1	0.585068	0.059962	0.000000	0.645030
	2	0.526065	0.052851	0.000000	0.578916
	3	0.526071	0.057502	0.000000	0.583573
	4	0.482015	0.050136	0.000000	0.532151
	5	0.487590	0.044783	0.000000	0.532373
	6	0.495305	0.044121	0.000000	0.539426
	7	0.489160	0.041914	0.000000	0.531074
	8	0.459228	0.040895	0.000000	0.500123
	9	0.404262	0.039338	0.000000	0.443600
	10	0.418281	0.040531	0.000000	0.458812
	11	0.359741	0.032073	0.000000	0.391814
12	0.342345	0.033151	0.000000	0.375496	
1997		5.913518	0.616098	0.000000	6.529616
	1	0.591352	0.057036	0.000000	0.648388
	2	0.532934	0.048653	0.000000	0.581587
	3	0.594601	0.056222	0.000000	0.650823
	4	0.547482	0.057657	0.000000	0.605139
	5	0.516940	0.053120	0.000000	0.570060
	6	0.326783	0.032385	0.000000	0.359168
	7	0.470038	0.045677	0.000000	0.515715
	8	0.492106	0.047594	0.000000	0.539700
	9	0.484948	0.051316	0.000000	0.536264
	10	0.484446	0.055212	0.000000	0.539658
11	0.460341	0.056078	0.000000	0.516419	



Factpages

Field

Printed: 16.2.2025 - 09:01

1997	12	0.411547	0.055148	0.000000	0.466695
1996		6.441272	0.647535	0.000000	7.088807
	1	0.594723	0.051431	0.000000	0.646154
	2	0.546555	0.049421	0.000000	0.595976
	3	0.603437	0.056353	0.000000	0.659790
	4	0.583138	0.057912	0.000000	0.641050
	5	0.602572	0.057664	0.000000	0.660236
	6	0.535455	0.053310	0.000000	0.588765
	7	0.540862	0.058357	0.000000	0.599219
	8	0.488011	0.053795	0.000000	0.541806
	9	0.491243	0.058822	0.000000	0.550065
	10	0.528420	0.058045	0.000000	0.586465
	11	0.539865	0.056936	0.000000	0.596801
12	0.386991	0.035489	0.000000	0.422480	
1995		6.324177	0.513989	0.000000	6.838166
	1	0.481144	0.031848	0.000000	0.512992
	2	0.442496	0.030234	0.000000	0.472730
	3	0.476886	0.031309	0.000000	0.508195
	4	0.489558	0.041547	0.000000	0.531105
	5	0.478043	0.037932	0.000000	0.515975
	6	0.398377	0.034423	0.000000	0.432800
	7	0.599717	0.048829	0.000000	0.648546
	8	0.600097	0.049286	0.000000	0.649383
	9	0.583226	0.047660	0.000000	0.630886
	10	0.602539	0.056230	0.000000	0.658769
	11	0.576524	0.049544	0.000000	0.626068
12	0.595570	0.055147	0.000000	0.650717	
1994		5.417433	0.355362	0.000000	5.772795
	1	0.414545	0.024880	0.000000	0.439425
	2	0.388399	0.024572	0.000000	0.412971
	3	0.423787	0.027459	0.000000	0.451246
	4	0.409209	0.026435	0.000000	0.435644
	5	0.467481	0.029372	0.000000	0.496853
	6	0.464496	0.028919	0.000000	0.493415
	7	0.482091	0.033917	0.000000	0.516008
	8	0.479683	0.032077	0.000000	0.511760
	9	0.467309	0.032473	0.000000	0.499782
	10	0.477440	0.033393	0.000000	0.510833
	11	0.465163	0.031571	0.000000	0.496734
12	0.477830	0.030294	0.000000	0.508124	
1993		1.057744	0.061443	0.000000	1.119187
	9	0.030809	0.001839	0.000000	0.032648



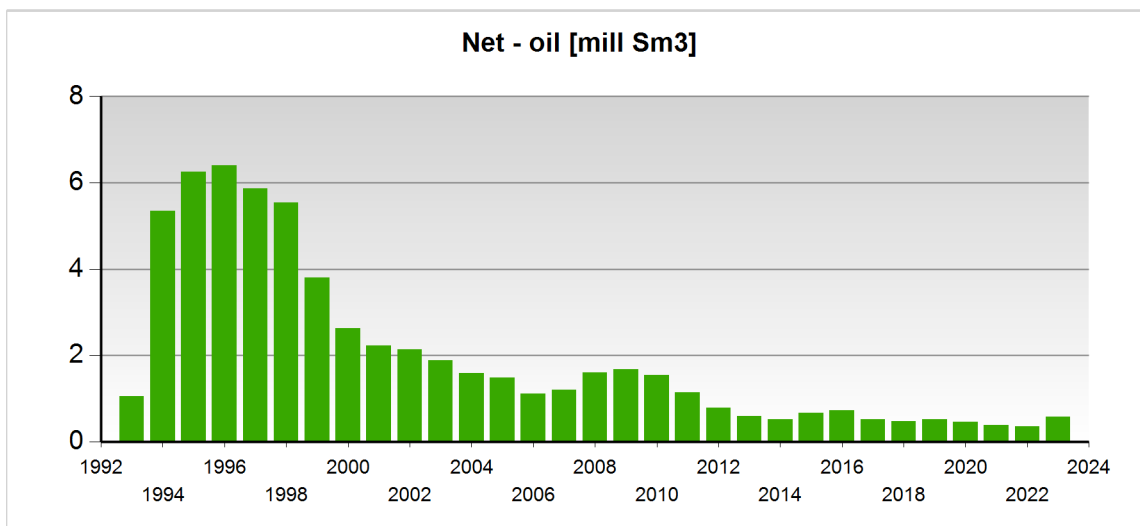
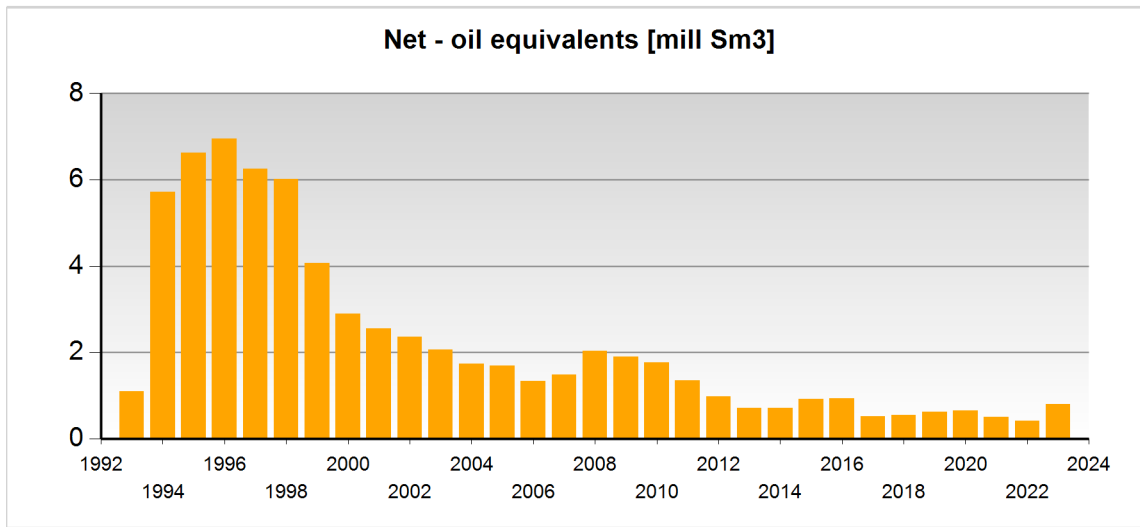
Factpages

Field

Printed: 16.2.2025 - 09:01

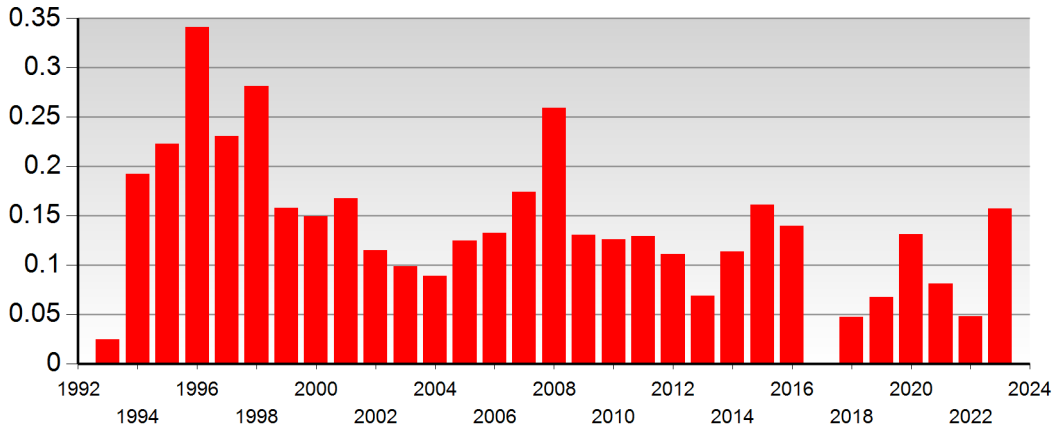
1993	10	0.231809	0.012044	0.000000	0.243853
	11	0.374286	0.021471	0.000000	0.395757
	12	0.420840	0.026089	0.000000	0.446929

Production - charts

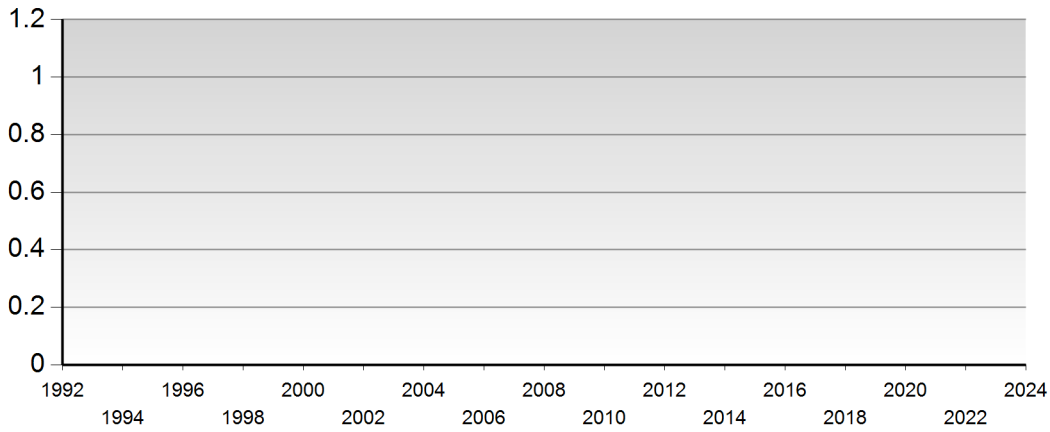




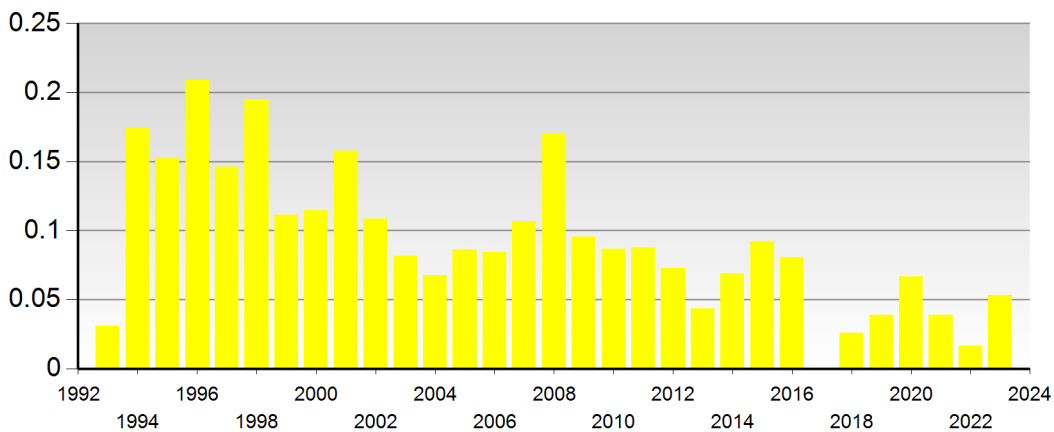
Net - gas [bill Sm3]

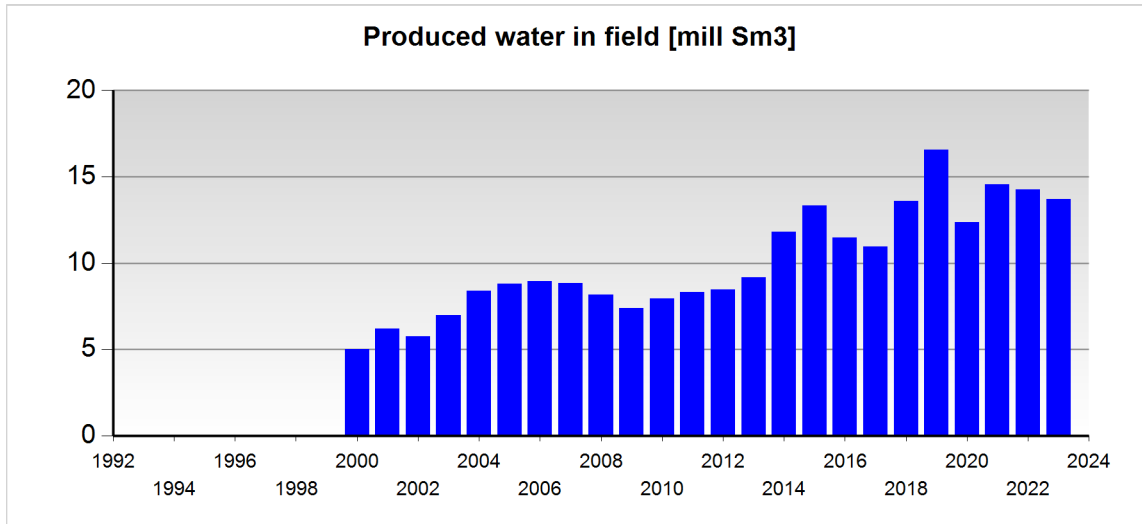


Net - condensate [mill Sm3]



Net - NGL [mill Sm3]





Any produced water is only included after 1.1.2000

Wellbores - exploration

Wellbore name	Entered date	Completed date	Purpose	Status	Content
31/4-3	24.12.1979	11.05.1980	WILDCAT	P&A	OIL/GAS
31/4-5	27.05.1981	29.07.1981	APPRAISAL	P&A	OIL
31/4-6	28.02.1982	20.04.1982	APPRAISAL	P&A	OIL
31/4-7	26.07.1984	11.09.1984	APPRAISAL	P&A	OIL/GAS
31/4-8	21.03.1986	11.05.1986	APPRAISAL	P&A	OIL/GAS
31/4-9	23.01.1987	07.03.1987	APPRAISAL	P&A	OIL
31/4-10	14.11.1995	13.12.1995	APPRAISAL	P&A	OIL/GAS
31/4-11	27.07.2000	12.09.2000	WILDCAT	P&A	OIL/GAS

Wellbores - development

Wellbore name	Entered date	Completed date	Purpose	Content
31/4-A-1	30.12.1991	27.01.1992	PRODUCTION	OIL
31/4-A-1 A	21.07.2008	18.10.2008	PRODUCTION	OIL
31/4-A-1 B	21.06.2021	20.07.2021	OBSERVATION	NOT APPLICABLE
31/4-A-1 C	20.07.2021	30.07.2021	OBSERVATION	NOT APPLICABLE
31/4-A-1 D	31.07.2021	10.09.2021	PRODUCTION	OIL
31/4-A-2	31.01.1992	09.04.1992	PRODUCTION	OIL
31/4-A-2 A	12.09.2017	28.09.2017	INJECTION	WATER
31/4-A-3	16.04.1992	20.05.1992	INJECTION	WATER
31/4-A-4	20.11.1992	04.03.1993	OBSERVATION	OIL
31/4-A-4 A	06.03.1993	15.04.1993	PRODUCTION	OIL
31/4-A-5	25.05.1992	22.06.1992	PRODUCTION	OIL
31/4-A-6	15.08.1992	05.11.1992	PRODUCTION	OIL
31/4-A-6 A	25.12.2017	09.01.2018	INJECTION	WATER
31/4-A-7	21.02.1994	10.04.1994	INJECTION	WATER



Factpages

Field

Printed: 16.2.2025 - 09:01

31/4-A-7 A	19.05.2015	27.11.2015	OBSERVATION	OIL
31/4-A-7 B	28.11.2015	07.12.2015	PRODUCTION	OIL
31/4-A-8	17.06.1994	06.08.1994	OBSERVATION	NOT APPLICABLE
31/4-A-8 A	08.08.1994	20.08.1994	PRODUCTION	OIL
31/4-A-8 B	30.01.2018	05.02.2018	PRODUCTION	OIL
31/4-A-9	25.06.1996	17.09.1996	PRODUCTION	OIL
31/4-A-10	21.08.2001	14.11.2001	OBSERVATION	NOT APPLICABLE
31/4-A-10 A	16.11.2001	18.12.2001	PRODUCTION	OIL
31/4-A-11	20.10.1997	27.11.1997	OBSERVATION	NOT APPLICABLE
31/4-A-11 A	28.11.1997	15.12.1997	PRODUCTION	OIL
31/4-A-11 B	27.05.2002	14.06.2002	PRODUCTION	OIL
31/4-A-11 C	31.12.2004	05.03.2005	PRODUCTION	OIL
31/4-A-11 D	08.12.2022	05.01.2023	OBSERVATION	NOT APPLICABLE
31/4-A-11 E	08.01.2023	21.02.2023	PRODUCTION	OIL
31/4-A-12	09.01.1995	27.01.1995	OBSERVATION	NOT APPLICABLE
31/4-A-12 A	28.01.1995	10.02.1995	INJECTION	WATER
31/4-A-12 B	02.01.2020	29.01.2020	OBSERVATION	NOT APPLICABLE
31/4-A-12 C	31.01.2020	23.02.2020	PRODUCTION	OIL
31/4-A-13	16.04.1994	04.06.1994	PRODUCTION	OIL
31/4-A-13 A	26.06.2009	21.08.2009	PRODUCTION	DRY
31/4-A-13 B	23.08.2009	12.09.2009	PRODUCTION	OIL
31/4-A-13 D	20.06.2023	28.06.2023	PRODUCTION	OIL
31/4-A-13 E	28.06.2023	12.07.2023	OBSERVATION	OIL
31/4-A-13 F	02.07.2023	27.07.2023	PRODUCTION	OIL
31/4-A-14	18.10.1994	23.11.1994	PRODUCTION	OIL
31/4-A-14 A	08.12.2010	21.02.2011	OBSERVATION	OIL
31/4-A-14 B	06.03.2011	12.03.2011	OBSERVATION	OIL
31/4-A-14 C	15.03.2011	27.03.2011	PRODUCTION	OIL
31/4-A-14 D	03.04.2011	15.04.2011	PRODUCTION	OIL
31/4-A-14 E	04.07.2011	14.08.2011	PRODUCTION	OIL
31/4-A-15	10.05.1996	13.06.1996	INJECTION	CUTTINGS
31/4-A-15 A	24.10.2018	25.01.2019	PRODUCTION	OIL
31/4-A-16	16.12.1996	01.03.1997	INJECTION	WATER
31/4-A-16 A	05.12.2006	18.02.2007	OBSERVATION	OIL
31/4-A-16 B	21.02.2007	02.03.2007	PRODUCTION	OIL
31/4-A-17	03.02.1996	03.04.1996	OBSERVATION	NOT APPLICABLE
31/4-A-17 A	04.04.1996	28.04.1996	INJECTION	WATER
31/4-A-17 BY1	06.11.2003	14.12.2003	PRODUCTION	DRY



Factpages

Field

Printed: 16.2.2025 - 09:01

31/4-A-17 BY2	15.12.2003	25.12.2003	PRODUCTION	OIL
31/4-A-17 BY3	26.12.2003	12.01.2004	PRODUCTION	OIL
31/4-A-18	28.11.1994	01.01.1995	INJECTION	WATER
31/4-A-18 A	08.12.2014	28.03.2015	OBSERVATION	OIL
31/4-A-18 B	31.03.2015	09.04.2015	OBSERVATION	NOT APPLICABLE
31/4-A-18 C	13.04.2015	27.04.2015	PRODUCTION	OIL
31/4-A-19	14.04.1997	15.05.1997	PRODUCTION	OIL
31/4-A-19 A	08.05.2010	09.08.2010	PRODUCTION	OIL
31/4-A-20	26.12.1997	28.04.1998	PRODUCTION	OIL
31/4-A-21	21.02.1995	21.04.1995	PRODUCTION	OIL
31/4-A-21 A	14.02.2024	25.03.2024	PRODUCTION	OIL
31/4-A-22	13.04.2001	27.07.2001	PRODUCTION	OIL
31/4-A-22 A	10.02.2009	28.04.2009	INJECTION	WATER
31/4-A-23	26.12.1993	11.02.1994	PRODUCTION	OIL
31/4-A-23 A	08.03.2001	30.03.2001	OBSERVATION	NOT APPLICABLE
31/4-A-23 B	31.03.2001	06.04.2001	PRODUCTION	OIL
31/4-A-23 C	18.12.2011	05.10.2013	PRODUCTION	OIL
31/4-A-23 D	19.01.2014	22.09.2014	PRODUCTION	OIL
31/4-A-23 E	28.10.2017	04.12.2017	PRODUCTION	OIL
31/4-A-24	12.11.1996	20.11.1996	PRODUCTION	WATER
31/4-A-24 A	03.09.2002	12.09.2002	PRODUCTION	WATER
31/4-A-25	25.09.1994	11.10.1994	PRODUCTION	OIL
31/4-A-25 A	10.07.2017	26.08.2017	PRODUCTION	OIL
31/4-A-26	31.08.1994	20.09.1994	INJECTION	WATER
31/4-A-26 A	26.02.2022	23.03.2022	PRODUCTION	DRY
31/4-A-26 B	26.03.2022	04.04.2022	PRODUCTION	OIL
31/4-A-27	19.09.1995	25.10.1995	INJECTION	WATER
31/4-A-27 A	29.03.2019	02.05.2019	PRODUCTION	OIL
31/4-A-28	16.03.1995	28.08.1995	INJECTION	WATER
31/4-A-28 A	07.09.2007	19.12.2007	OBSERVATION	OIL
31/4-A-28 B	24.12.2007	11.01.2008	PRODUCTION	OIL
31/4-A-28 C	18.05.2024	12.06.2024	OBSERVATION	OIL
31/4-A-28 D	14.06.2024	29.06.2024	PRODUCTION	OIL
31/4-A-29	23.11.1996	29.11.1996	PRODUCTION	WATER
31/4-A-29 A	15.08.2002	22.08.2002	PRODUCTION	WATER
31/4-A-30	04.06.2000	04.07.2000	OBSERVATION	NOT APPLICABLE
31/4-A-30 A	07.07.2000	13.07.2000	PRODUCTION	OIL
31/4-A-30 B	14.02.2004	04.04.2004	PRODUCTION	OIL
31/4-A-30 C	07.09.2023	09.10.2023	PRODUCTION	OIL
31/4-A-31	28.04.2004	25.10.2004	PRODUCTION	OIL



Factpages

Field

Printed: 16.2.2025 - 09:01

31/4-A-32	20.07.2000	15.09.2000	OBSERVATION	NOT APPLICABLE
31/4-A-32 A	05.10.2000	17.10.2000	PRODUCTION	OIL
31/4-A-32 B	03.02.2010	18.03.2010	PRODUCTION	OIL
31/4-A-32 C	20.03.2010	27.03.2010	INJECTION	WATER
31/4-A-32 D	15.12.2021	19.01.2022	PRODUCTION	OIL
31/4-A-33	26.10.1998	06.12.1998	OBSERVATION	NOT APPLICABLE
31/4-A-33 A	07.12.1998	07.01.1999	PRODUCTION	OIL
31/4-A-33 B	03.02.2002	04.03.2002	OBSERVATION	NOT APPLICABLE
31/4-A-33 C	16.03.2002	25.03.2002	OBSERVATION	NOT APPLICABLE
31/4-A-33 D	27.03.2002	25.04.2002	PRODUCTION	OIL
31/4-A-33 E	02.11.2010	24.11.2010	INJECTION	CUTTINGS
31/4-A-34	01.09.1998	13.10.1998	PRODUCTION	OIL
31/4-A-34 A	18.11.2009	19.12.2009	OBSERVATION	NOT APPLICABLE
31/4-A-34 B	20.12.2009	25.12.2009	OBSERVATION	NOT APPLICABLE
31/4-A-34 C	26.12.2009	05.01.2010	PRODUCTION	OIL
31/4-A-35	25.07.1998	20.08.1998	PRODUCTION	OIL
31/4-A-35 A	21.02.2008	17.05.2008	PRODUCTION	GAS
31/4-A-35 B	04.10.2021	25.11.2021	PRODUCTION	OIL
31/4-A-36	06.06.1998	07.07.1998	INJECTION	WATER
31/4-A-36 A	27.07.2019	10.11.2019	OBSERVATION	NOT APPLICABLE
31/4-A-36 B	12.11.2019	28.11.2019	PRODUCTION	OIL
31/4-A-37	28.07.1997	03.09.1997	OBSERVATION	NOT APPLICABLE
31/4-A-37 A	05.09.1997	16.09.1997	OBSERVATION	NOT APPLICABLE
31/4-A-37 B	18.09.1997	29.09.1997	PRODUCTION	OIL
31/4-A-37 C	13.03.2023	06.06.2023	PRODUCTION	GAS
31/4-A-38	29.01.1999	28.02.1999	PRODUCTION	OIL
31/4-A-39	14.12.2000	25.01.2001	PRODUCTION	OIL
31/4-A-40	06.11.1995	27.12.1995	PRODUCTION	OIL
31/4-A-40 A	30.04.2007	17.07.2007	PRODUCTION	OIL
31/4-A-40 B	22.07.2007	06.08.2007	PRODUCTION	OIL
31/4-A-40 C	19.10.2023	17.12.2023	INJECTION	WATER

Wellbores - other

Wellbore name	Entered date	Completed date	Purpose	Status
---------------	--------------	----------------	---------	--------