

**General information**

Field name	COD
Factmaps in new window	<a href="#">link to map</a>
Current activity status	Shut down
Discovery wellbore	<a href="#">7/11-1</a>
Discovery year.	1968
Main area	North sea
Main supply base	
NPDID field	43785

**Picture**

Picture not available

**Discoveries included**

Discovery name
<a href="#">7/11-7</a>
<a href="#">7/11-1 Cod</a>

**Activity status – history**

Status	Status from	Status to
Shut down	05.08.1998	
Producing	26.12.1977	04.08.1998
Approved for production	04.05.1973	25.12.1977

**Located in**

Block name	Prod. licence
7/11	

**PDO - Plan for Development and Operations**

Date PDO approved	Description	Type
04.05.1973	St.meld.nr.90 (74-75) Kongelig resolusjon 4.5.73	PDO

**Ownership – full history**

Owner kind	Owner name	Ownership from date	Ownership to date
PRODUCTION LICENSE	<a href="#">018</a>	<a href="#">04.05.1973</a>	<a href="#">31.12.2022</a>

**Operatorship – full history**

Company name	Operatorship from	Operatorship to
<a href="#">ConocoPhillips Skandinavia AS</a>	<a href="#">06.05.2003</a>	<a href="#">31.12.2022</a>





<a href="#">Phillips Petroleum Norsk AS</a>	<a href="#">01.04.2003</a>	<a href="#">05.05.2003</a>
<a href="#">ConocoPhillips Norge</a>	<a href="#">23.10.2002</a>	<a href="#">31.03.2003</a>
<a href="#">Phillips Petroleum Company Norway</a>	<a href="#">04.05.1973</a>	<a href="#">22.10.2002</a>

**Licensees – full history**

Company name	Nation code	Company share [%]	Date licensee from
<a href="#">TotalEnergies EP Norge AS</a>	NO	39.896000	30.09.2022
<a href="#">ConocoPhillips Skandinavia AS</a>	NO	35.112000	30.09.2022
<a href="#">Vår Energi ASA</a>	NO	12.388000	30.09.2022
<a href="#">Sval Energi AS</a>	NO	7.604000	30.09.2022
<a href="#">Petoro AS</a>	NO	5.000000	30.09.2022
<a href="#">TotalEnergies EP Norge AS</a>	NO	39.896000	28.01.2022
<a href="#">ConocoPhillips Skandinavia AS</a>	NO	35.112000	28.01.2022
<a href="#">Vår Energi ASA</a>	NO	12.388000	28.01.2022
<a href="#">Equinor Energy AS</a>	NO	7.604000	28.01.2022
<a href="#">Petoro AS</a>	NO	5.000000	28.01.2022
<a href="#">TotalEnergies EP Norge AS</a>	NO	39.896000	18.06.2021
<a href="#">ConocoPhillips Skandinavia AS</a>	NO	35.112000	18.06.2021
<a href="#">Vår Energi AS</a>	NO	12.388000	18.06.2021
<a href="#">Equinor Energy AS</a>	NO	7.604000	18.06.2021
<a href="#">Petoro AS</a>	NO	5.000000	18.06.2021
<a href="#">Total E&amp;P Norge AS</a>	NO	39.896000	10.12.2018
<a href="#">ConocoPhillips Skandinavia AS</a>	NO	35.112000	10.12.2018
<a href="#">Vår Energi AS</a>	NO	12.388000	10.12.2018
<a href="#">Equinor Energy AS</a>	NO	7.604000	10.12.2018
<a href="#">Petoro AS</a>	NO	5.000000	10.12.2018
<a href="#">Total E&amp;P Norge AS</a>	NO	39.896000	16.05.2018
<a href="#">ConocoPhillips Skandinavia AS</a>	NO	35.112000	16.05.2018
<a href="#">Eni Norge AS</a>	NO	12.388000	16.05.2018
<a href="#">Equinor Energy AS</a>	NO	7.604000	16.05.2018
<a href="#">Petoro AS</a>	NO	5.000000	16.05.2018
<a href="#">Total E&amp;P Norge AS</a>	NO	39.896000	02.11.2009
<a href="#">ConocoPhillips Skandinavia AS</a>	NO	35.112000	02.11.2009
<a href="#">Eni Norge AS</a>	NO	12.388000	02.11.2009
<a href="#">Statoil Petroleum AS</a>	NO	7.604000	02.11.2009
<a href="#">Petoro AS</a>	NO	5.000000	02.11.2009
<a href="#">Total E&amp;P Norge AS</a>	NO	39.896000	01.01.2009
<a href="#">ConocoPhillips Skandinavia AS</a>	NO	35.112000	01.01.2009
<a href="#">Eni Norge AS</a>	NO	12.388000	01.01.2009
<a href="#">StatoilHydro Petroleum AS</a>	NO	7.604000	01.01.2009
<a href="#">Petoro AS</a>	NO	5.000000	01.01.2009
<a href="#">Total E&amp;P Norge AS</a>	NO	39.896000	01.10.2007



Date licensee to
29.09.2022
29.09.2022
29.09.2022
29.09.2022
29.09.2022
27.01.2022
27.01.2022
27.01.2022
27.01.2022
27.01.2022
17.06.2021
17.06.2021
17.06.2021
17.06.2021
17.06.2021
09.12.2018
09.12.2018
09.12.2018
09.12.2018
09.12.2018
15.05.2018
15.05.2018
15.05.2018
15.05.2018
01.11.2009
01.11.2009
01.11.2009
01.11.2009
31.12.2008



<a href="#">ConocoPhillips Skandinavia AS</a>	NO	35.112000	01.10.2007
<a href="#">Eni Norge AS</a>	NO	12.388000	01.10.2007
<a href="#">StatoilHydro Petroleum AS</a>	NO	6.654000	01.10.2007
<a href="#">Petoro AS</a>	NO	5.000000	01.10.2007
<a href="#">StatoilHydro ASA</a>	NO	0.950000	01.10.2007
<a href="#">Total E&amp;P Norge AS</a>	NO	39.896000	01.01.2007
<a href="#">ConocoPhillips Skandinavia AS</a>	NO	35.112000	01.01.2007
<a href="#">Eni Norge AS</a>	NO	12.388000	01.01.2007
<a href="#">Norsk Hydro Petroleum AS</a>	NO	6.654000	01.01.2007
<a href="#">Petoro AS</a>	NO	5.000000	01.01.2007
<a href="#">Statoil ASA (old)</a>	NO	0.950000	01.01.2007
<a href="#">Total E&amp;P Norge AS</a>	NO	39.896000	15.12.2003
<a href="#">ConocoPhillips Skandinavia AS</a>	NO	35.112000	15.12.2003
<a href="#">Eni Norge AS</a>	NO	12.388000	15.12.2003
<a href="#">Norsk Hydro Produksjon AS</a>	NO	6.654000	15.12.2003
<a href="#">Petoro AS</a>	NO	5.000000	15.12.2003
<a href="#">Statoil ASA (old)</a>	NO	0.950000	15.12.2003
<a href="#">Total E&amp;P Norge AS</a>	NO	39.896000	06.05.2003
<a href="#">ConocoPhillips Skandinavia AS</a>	NO	35.112000	06.05.2003
<a href="#">Norsk Agip AS</a>	NO	12.388000	06.05.2003
<a href="#">Norsk Hydro Produksjon AS</a>	NO	6.654000	06.05.2003
<a href="#">Petoro AS</a>	NO	5.000000	06.05.2003
<a href="#">Statoil ASA (old)</a>	NO	0.950000	06.05.2003
<a href="#">TotalFinaElf Exploration Norge AS</a>	NO	39.896000	05.03.2003
<a href="#">Phillips Petroleum Norsk AS</a>	NO	35.112000	05.03.2003
<a href="#">Norsk Agip AS</a>	NO	12.388000	05.03.2003
<a href="#">Norsk Hydro Produksjon AS</a>	NO	6.654000	05.03.2003
<a href="#">Petoro AS</a>	NO	5.000000	05.03.2003
<a href="#">Statoil ASA (old)</a>	NO	0.950000	05.03.2003
<a href="#">TotalFinaElf Exploration Norge AS</a>	NO	39.896000	23.10.2002
<a href="#">ConocoPhillips Norge</a>	NO	35.112000	23.10.2002
<a href="#">Norsk Agip AS</a>	NO	12.388000	23.10.2002
<a href="#">Norsk Hydro Produksjon AS</a>	NO	6.654000	23.10.2002
<a href="#">Petoro AS</a>	NO	5.000000	23.10.2002
<a href="#">Statoil ASA (old)</a>	NO	0.950000	23.10.2002
<a href="#">TotalFinaElf Exploration Norge AS</a>	NO	39.896000	18.12.2001
<a href="#">Phillips Petroleum Company Norway</a>	NO	35.112000	18.12.2001
<a href="#">Norsk Agip AS</a>	NO	12.388000	18.12.2001
<a href="#">Norsk Hydro Produksjon AS</a>	NO	6.654000	18.12.2001
<a href="#">Petoro AS</a>	NO	5.000000	18.12.2001
<a href="#">Statoil ASA (old)</a>	NO	0.950000	18.12.2001
<a href="#">Phillips Petroleum Company Norway</a>	NO	35.112000	17.06.2001
<a href="#">Total Norge AS</a>	NO	31.870000	17.06.2001



31.12.2008
31.12.2008
31.12.2008
31.12.2008
31.12.2008
30.09.2007
30.09.2007
30.09.2007
30.09.2007
30.09.2007
30.09.2007
30.09.2007
31.12.2006
31.12.2006
31.12.2006
31.12.2006
31.12.2006
31.12.2006
14.12.2003
14.12.2003
14.12.2003
14.12.2003
14.12.2003
14.12.2003
05.05.2003
05.05.2003
05.05.2003
05.05.2003
05.05.2003
05.05.2003
04.03.2003
04.03.2003
04.03.2003
04.03.2003
04.03.2003
04.03.2003
22.10.2002
22.10.2002
22.10.2002
22.10.2002
22.10.2002
22.10.2002
17.12.2001
17.12.2001



<a href="#">Norsk Agip AS</a>	NO	12.388000	17.06.2001
<a href="#">TotalFinaElf Exploration Norge AS</a>	NO	8.026000	17.06.2001
<a href="#">Norsk Hydro Produksjon AS</a>	NO	6.654000	17.06.2001
<a href="#">Petoro AS</a>	NO	5.000000	17.06.2001
<a href="#">Statoil ASA (old)</a>	NO	0.950000	17.06.2001
<a href="#">Phillips Petroleum Company Norway</a>	NO	35.112000	10.05.2001
<a href="#">Total Norge AS</a>	NO	31.870000	10.05.2001
<a href="#">Norsk Agip AS</a>	NO	12.388000	10.05.2001
<a href="#">TotalFinaElf Exploration Norge AS</a>	NO	8.026000	10.05.2001
<a href="#">Norsk Hydro Produksjon AS</a>	NO	6.654000	10.05.2001
<a href="#">Statens Direkte Økonomiske Engasjement SDØE</a>	NO	5.000000	10.05.2001
<a href="#">Statoil ASA (old)</a>	NO	0.950000	10.05.2001
<a href="#">Phillips Petroleum Company Norway</a>	NO	35.112000	11.01.2001
<a href="#">Total Norge AS</a>	NO	31.870000	11.01.2001
<a href="#">Norsk Agip AS</a>	NO	12.388000	11.01.2001
<a href="#">TotalFinaElf Exploration Norge AS</a>	NO	8.026000	11.01.2001
<a href="#">Norsk Hydro Produksjon AS</a>	NO	6.654000	11.01.2001
<a href="#">Den norske stats oljeselskap a.s</a>	NO	5.950000	11.01.2001
<a href="#">Phillips Petroleum Company Norway</a>	NO	35.112000	20.12.2000
<a href="#">Total Norge AS</a>	NO	31.870000	20.12.2000
<a href="#">Norsk Agip AS</a>	NO	12.388000	20.12.2000
<a href="#">TotalFinaElf Exploration Norge AS</a>	NO	8.026000	20.12.2000
<a href="#">Norsk Hydro Produksjon AS</a>	NO	6.365000	20.12.2000
<a href="#">Den norske stats oljeselskap a.s</a>	NO	5.950000	20.12.2000
<a href="#">Saga Petroleum ASA</a>	NO	0.289000	20.12.2000
<a href="#">Phillips Petroleum Company Norway</a>	NO	35.112000	24.07.2000
<a href="#">Fina Production Licenses AS</a>	NO	28.500000	24.07.2000
<a href="#">Norsk Agip AS</a>	NO	12.388000	24.07.2000
<a href="#">TotalFinaElf Exploration Norge AS</a>	NO	8.026000	24.07.2000
<a href="#">Norsk Hydro Produksjon AS</a>	NO	6.365000	24.07.2000
<a href="#">Den norske stats oljeselskap a.s</a>	NO	5.950000	24.07.2000
<a href="#">Total Norge AS</a>	NO	3.370000	24.07.2000
<a href="#">Saga Petroleum ASA</a>	NO	0.289000	24.07.2000
<a href="#">Phillips Petroleum Company Norway</a>	NO	35.112000	01.01.1999
<a href="#">Fina Production Licenses AS</a>	NO	28.500000	01.01.1999
<a href="#">Norsk Agip AS</a>	NO	12.388000	01.01.1999
<a href="#">Elf Petroleum Norge AS</a>	NO	8.026000	01.01.1999
<a href="#">Norsk Hydro Produksjon AS</a>	NO	6.365000	01.01.1999
<a href="#">Den norske stats oljeselskap a.s</a>	NO	5.950000	01.01.1999
<a href="#">Total Norge AS</a>	NO	3.370000	01.01.1999
<a href="#">Saga Petroleum ASA</a>	NO	0.289000	01.01.1999
<a href="#">Phillips Petroleum Company Norway</a>	NO	36.960000	01.01.1997
<a href="#">Fina Production Licenses AS</a>	NO	30.000000	01.01.1997



17.12.2001
17.12.2001
17.12.2001
17.12.2001
17.12.2001
16.06.2001
16.06.2001
16.06.2001
16.06.2001
16.06.2001
16.06.2001
16.06.2001
16.06.2001
16.06.2001
09.05.2001
09.05.2001
09.05.2001
09.05.2001
09.05.2001
09.05.2001
10.01.2001
10.01.2001
10.01.2001
10.01.2001
10.01.2001
10.01.2001
10.01.2001
19.12.2000
19.12.2000
19.12.2000
19.12.2000
19.12.2000
19.12.2000
19.12.2000
19.12.2000
23.07.2000
23.07.2000
23.07.2000
23.07.2000
23.07.2000
23.07.2000
23.07.2000
23.07.2000
31.12.1998
31.12.1998





<a href="#">Norsk Agip AS</a>	NO	13.040000	01.01.1997
<a href="#">Elf Petroleum Norge AS</a>	NO	8.449000	01.01.1997
<a href="#">Norsk Hydro Produksjon AS</a>	NO	6.700000	01.01.1997
<a href="#">Total Norge AS</a>	NO	3.547000	01.01.1997
<a href="#">Den norske stats oljeselskap a.s</a>	NO	1.000000	01.01.1997
<a href="#">Saga Petroleum ASA</a>	NO	0.304000	01.01.1997
<a href="#">Phillips Petroleum Company Norway</a>	NO	36.960000	01.01.1995
<a href="#">Fina Production Licenses AS</a>	NO	30.000000	01.01.1995
<a href="#">Norsk Agip AS</a>	NO	13.040000	01.01.1995
<a href="#">Elf Petroleum Norge AS</a>	NO	7.594000	01.01.1995
<a href="#">Norsk Hydro Produksjon AS</a>	NO	6.700000	01.01.1995
<a href="#">Total Norge AS</a>	NO	3.547000	01.01.1995
<a href="#">Den norske stats oljeselskap a.s</a>	NO	1.000000	01.01.1995
<a href="#">Elf Rex Norge AS</a>	NO	0.855000	01.01.1995
<a href="#">Saga Petroleum ASA</a>	NO	0.304000	01.01.1995
<a href="#">Phillips Petroleum Company Norway</a>	NO	36.960000	14.08.1992
<a href="#">Fina Production Licenses AS</a>	NO	30.000000	14.08.1992
<a href="#">Norsk Agip AS</a>	NO	13.040000	14.08.1992
<a href="#">Elf Petroleum Norge AS</a>	NO	7.594000	14.08.1992
<a href="#">Norsk Hydro Produksjon AS</a>	NO	6.700000	14.08.1992
<a href="#">Total Norge AS</a>	NO	3.547000	14.08.1992
<a href="#">Den norske stats oljeselskap a.s</a>	NO	1.000000	14.08.1992
<a href="#">Elf Rex Norge AS</a>	NO	0.855000	14.08.1992
<a href="#">Norminol AS</a>	NO	0.304000	14.08.1992
<a href="#">Phillips Petroleum Company Norway</a>	NO	36.960000	22.11.1990
<a href="#">Fina Production Licenses AS</a>	NO	30.000000	22.11.1990
<a href="#">Norsk Agip AS</a>	NO	13.040000	22.11.1990
<a href="#">Elf Aquitaine Norge A/S</a>	NO	7.594000	22.11.1990
<a href="#">Norsk Hydro Produksjon AS</a>	NO	6.700000	22.11.1990
<a href="#">Total Norge AS</a>	NO	3.547000	22.11.1990
<a href="#">Den norske stats oljeselskap a.s</a>	NO	1.000000	22.11.1990
<a href="#">Elf Rep Norge A/S</a>	NO	0.456000	22.11.1990
<a href="#">Elf Rex Norge AS</a>	NO	0.399000	22.11.1990
<a href="#">Norminol AS</a>	NO	0.304000	22.11.1990
<a href="#">Phillips Petroleum Company Norway</a>	NO	36.960000	01.04.1988
<a href="#">Fina Production Licenses AS</a>	NO	30.000000	01.04.1988
<a href="#">Norsk Agip AS</a>	NO	13.040000	01.04.1988
<a href="#">Elf Aquitaine Norge A/S</a>	NO	7.594000	01.04.1988
<a href="#">Norsk Hydro Produksjon AS</a>	NO	6.700000	01.04.1988
<a href="#">Total Norge AS</a>	NO	3.547000	01.04.1988
<a href="#">Den norske stats oljeselskap a.s</a>	NO	1.000000	01.04.1988
<a href="#">Eurafrep Norge A/S</a>	NO	0.456000	01.04.1988
<a href="#">Coparex Norge A/S</a>	NO	0.399000	01.04.1988



31.12.1998
31.12.1998
31.12.1998
31.12.1998
31.12.1998
31.12.1998
31.12.1996
31.12.1996
31.12.1996
31.12.1996
31.12.1996
31.12.1996
31.12.1996
31.12.1996
31.12.1996
31.12.1996
31.12.1994
31.12.1994
31.12.1994
31.12.1994
31.12.1994
31.12.1994
31.12.1994
31.12.1994
31.12.1994
31.12.1994
31.12.1994
13.08.1992
13.08.1992
13.08.1992
13.08.1992
13.08.1992
13.08.1992
13.08.1992
13.08.1992
13.08.1992
13.08.1992
21.11.1990
21.11.1990
21.11.1990
21.11.1990
21.11.1990
21.11.1990
21.11.1990
21.11.1990
21.11.1990
21.11.1990



<a href="#">Cofranord A/S</a>	NO	0.304000	01.04.1988
<a href="#">Phillips Petroleum Company Norway</a>	NO	36.960000	01.07.1977
<a href="#">Fina Production Licenses AS</a>	NO	30.000000	01.07.1977
<a href="#">Norsk Agip AS</a>	NO	13.040000	01.07.1977
<a href="#">Elf Aquitaine Norge A/S</a>	NO	8.094000	01.07.1977
<a href="#">Norsk Hydro Produksjon AS</a>	NO	6.700000	01.07.1977
<a href="#">Total Norge AS</a>	NO	4.047000	01.07.1977
<a href="#">Eurafrep Norge A/S</a>	NO	0.456000	01.07.1977
<a href="#">Coparex Norge A/S</a>	NO	0.399000	01.07.1977
<a href="#">Cofranord A/S</a>	NO	0.304000	01.07.1977
<a href="#">Phillips Petroleum Company Norway</a>	NO	36.960000	04.05.1973
<a href="#">Fina Production Licenses AS</a>	NO	30.000000	04.05.1973
<a href="#">Norsk Agip AS</a>	NO	13.040000	04.05.1973
<a href="#">Norsk Hydro Produksjon AS</a>	NO	6.700000	04.05.1973
<a href="#">Elf Norge A/S</a>	NO	5.396000	04.05.1973
<a href="#">Total Norge AS</a>	NO	4.047000	04.05.1973
<a href="#">Aquitaine Norge A/S</a>	NO	2.698000	04.05.1973
<a href="#">Eurafrep Norge A/S</a>	NO	0.456000	04.05.1973
<a href="#">Coparex Norge A/S</a>	NO	0.399000	04.05.1973
<a href="#">Cofranord A/S</a>	NO	0.304000	04.05.1973

**Norwegian Offshore Directorate - estimate for reserves (Norwegian share)**

Estimates for reserves do not take commercial agreements into consideration.

Valid date: 31.12.2023

Orig. recoverable oil [mill Sm3]	Orig. recoverable gas [bill Sm3]	Orig. recoverable NGL [mill tonn]	Orig. recoverable cond. [mill Sm3]	Orig. recoverable oil eq. [mill Sm3 o.e]
2.88	7.28	0.52	0.00	11.15

Remaining oil [mill Sm3]	Remaining gas [bill Sm3]	Remaining NGL [mill tonn]	Remaining cond. [mill Sm3]	Remaining oil eq. [mill Sm3 o.e]
0.00	0.00	0.00	0.00	0.00

Orig. inplace oil [mill Sm3]	Orig. inplace ass. liquid [mill Sm3]	Orig. inplace ass. gas [bill Sm3]	Orig. inplace free gas [bill Sm3]
5.00	0.00	11.00	0.00

**Description**



21.11.1990
31.03.1988
31.03.1988
31.03.1988
31.03.1988
31.03.1988
31.03.1988
31.03.1988
31.03.1988
31.03.1988
30.06.1977
30.06.1977
30.06.1977
30.06.1977
30.06.1977
30.06.1977
30.06.1977
30.06.1977
30.06.1977
30.06.1977
30.06.1977



Type	Text	Date updated
Development	Cod is a field in the southern part of the Norwegian sector in the North Sea, 75 kilometres northwest of the Ekofisk field. The water depth is 75 metres. Cod was discovered in 1968, and the plan for development and operation (PDO) was approved in 1973. The field was developed with a combined drilling, production and accommodation facility. The production started in 1977.	09.12.2023
Reservoir	The Cod field produced gas and condensate from deep-marine turbiditic sandstone of Paleocene age in the Forties Formation. Cod has a complex structure with several separate reservoirs at a depth of 3000 metres.	09.12.2023
Recovery strategy	The field was produced by pressure depletion.	28.02.2023
Transport	The well stream was sent via pipeline to the Ekofisk Complex for export.	28.02.2023
Status	Cod was shut down in 1998. The facility was removed in 2013, and the production licence area was relinquished in 2022.	18.01.2025

**Investments (expected)****Investments (historical)**

	Investments [mill NOK nominal values]
Sum	1003
2016	0
2015	0
2014	0
2013	0
2012	0
2011	0
2010	0
2009	0
2008	0
2007	0
2006	0
2005	0
2004	0
2003	0
2002	0
2001	0
2000	0
1999	0
1998	0
1997	0
1996	0





1995	10
1994	6
1993	0
1992	0
1991	0
1990	2
1989	7
1988	1
1987	1
1986	0
1985	1
1984	1
1983	2
1982	23
1981	39
1980	24
1979	16
1978	8
1977	188
1976	248
1975	297
1974	123
1973	6

**Production , saleable**

	Month	Net - oil [mill Sm3]	Net - gas [bill Sm3]	Net - condensate [mill Sm3]	Net - NGL [mill Sm3]	Net - oil equivalents [mill Sm3]
Sum		2.879132	7.279260	0.000000	1.056031	11.214423
1998		0.017806	0.074871	0.000000	0.011088	0.103765
	1	0.002787	0.010455	0.000000	0.001733	0.014975
	2	0.002752	0.011816	0.000000	0.001676	0.016244
	3	0.002677	0.011282	0.000000	0.001555	0.015514
	4	0.002413	0.009625	0.000000	0.001577	0.013615
	5	0.002533	0.010829	0.000000	0.001586	0.014948
	6	0.002323	0.010481	0.000000	0.001578	0.014382
1997	7	0.002321	0.010383	0.000000	0.001383	0.014087
		0.032772	0.117144	0.000000	0.016849	0.166765
	1	0.002420	0.008846	0.000000	0.001223	0.012489
	2	0.003012	0.009762	0.000000	0.001532	0.014306
	3	0.003215	0.011953	0.000000	0.001569	0.016737
	4	0.003548	0.010894	0.000000	0.001617	0.016059
	5	0.003414	0.011541	0.000000	0.001571	0.016526
6	0.002726	0.010244	0.000000	0.001316	0.014286	



# Factpages

## Field

Printed: 16.2.2025 - 10:05

1997	7	0.002233	0.008236	0.000000	0.001133	0.011602
	8	0.002525	0.010256	0.000000	0.001502	0.014283
	9	0.002450	0.009273	0.000000	0.001353	0.013076
	10	0.002240	0.008549	0.000000	0.001265	0.012054
	11	0.002508	0.008682	0.000000	0.001376	0.012566
	12	0.002481	0.008908	0.000000	0.001392	0.012781
1996		0.041718	0.147730	0.000000	0.019423	0.208871
	1	0.003534	0.012049	0.000000	0.001704	0.017287
	2	0.001879	0.007072	0.000000	0.000962	0.009913
	3	0.003715	0.014647	0.000000	0.001921	0.020283
	4	0.003658	0.013769	0.000000	0.001835	0.019262
	5	0.003943	0.014991	0.000000	0.001735	0.020669
	6	0.003310	0.011801	0.000000	0.001418	0.016529
	7	0.003728	0.012683	0.000000	0.001671	0.018082
	8	0.004021	0.013300	0.000000	0.001838	0.019159
	9	0.003748	0.012734	0.000000	0.001731	0.018213
	10	0.003827	0.013000	0.000000	0.001733	0.018560
	11	0.002529	0.008821	0.000000	0.001165	0.012515
12	0.003826	0.012863	0.000000	0.001710	0.018399	
1995		0.046900	0.163722	0.000000	0.022374	0.232996
	1	0.003784	0.012421	0.000000	0.001831	0.018036
	2	0.003247	0.011839	0.000000	0.001736	0.016822
	3	0.004181	0.015614	0.000000	0.002282	0.022077
	4	0.004326	0.015128	0.000000	0.002164	0.021618
	5	0.004385	0.015570	0.000000	0.002254	0.022209
	6	0.004601	0.015845	0.000000	0.002143	0.022589
	7	0.003842	0.012529	0.000000	0.001767	0.018138
	8	0.002776	0.009009	0.000000	0.001276	0.013061
	9	0.004060	0.014925	0.000000	0.002184	0.021169
	10	0.004426	0.015177	0.000000	0.001368	0.020971
	11	0.003123	0.011310	0.000000	0.001337	0.015770
12	0.004149	0.014355	0.000000	0.002032	0.020536	
1994		0.046297	0.155257	0.000000	0.021127	0.222681
	1	0.003907	0.014112	0.000000	0.001872	0.019891
	2	0.003786	0.012752	0.000000	0.001727	0.018265
	3	0.004332	0.014472	0.000000	0.002011	0.020815
	4	0.004062	0.013887	0.000000	0.001889	0.019838
	5	0.004146	0.014519	0.000000	0.002013	0.020678
	6	0.004056	0.013645	0.000000	0.001948	0.019649
	7	0.004119	0.014122	0.000000	0.001661	0.019902
	8	0.002447	0.008360	0.000000	0.000963	0.011770
	9	0.003944	0.012994	0.000000	0.001757	0.018695
10	0.003791	0.011574	0.000000	0.001661	0.017026	





# Factpages

## Field

Printed: 16.2.2025 - 10:05

1994	11	0.003767	0.012330	0.000000	0.001783	0.017880
	12	0.003940	0.012490	0.000000	0.001842	0.018272
1993		0.045536	0.157185	0.000000	0.021368	0.224089
	1	0.003571	0.012576	0.000000	0.001688	0.017835
	2	0.003819	0.013625	0.000000	0.001852	0.019296
	3	0.003508	0.012263	0.000000	0.001630	0.017401
	4	0.003982	0.013944	0.000000	0.001954	0.019880
	5	0.003887	0.013363	0.000000	0.001851	0.019101
	6	0.003635	0.011731	0.000000	0.001616	0.016982
	7	0.003974	0.014685	0.000000	0.001915	0.020574
	8	0.004643	0.014992	0.000000	0.002083	0.021718
	9	0.003647	0.012275	0.000000	0.001694	0.017616
	10	0.003802	0.013115	0.000000	0.001751	0.018668
	11	0.004118	0.013442	0.000000	0.001904	0.019464
12	0.002950	0.011174	0.000000	0.001430	0.015554	
1992		0.048911	0.171408	0.000000	0.022525	0.242844
	1	0.004952	0.016907	0.000000	0.002362	0.024221
	2	0.004062	0.014654	0.000000	0.002040	0.020756
	3	0.003382	0.011170	0.000000	0.001456	0.016008
	4	0.004387	0.015555	0.000000	0.002205	0.022147
	5	0.003465	0.012771	0.000000	0.001655	0.017891
	6	0.003097	0.011112	0.000000	0.001543	0.015752
	7	0.004126	0.014661	0.000000	0.001986	0.020773
	8	0.004213	0.015269	0.000000	0.002064	0.021546
	9	0.004062	0.013779	0.000000	0.001917	0.019758
	10	0.004415	0.016224	0.000000	0.001663	0.022302
	11	0.004453	0.014604	0.000000	0.001718	0.020775
12	0.004297	0.014702	0.000000	0.001916	0.020915	
1991		0.051321	0.172983	0.000000	0.025296	0.249600
	1	0.004009	0.012505	0.000000	0.001968	0.018482
	2	0.003079	0.010580	0.000000	0.001584	0.015243
	3	0.003719	0.012392	0.000000	0.001913	0.018024
	4	0.003512	0.012087	0.000000	0.001889	0.017488
	5	0.003558	0.012001	0.000000	0.001810	0.017369
	6	0.005400	0.018254	0.000000	0.002812	0.026466
	7	0.005880	0.020813	0.000000	0.002759	0.029452
	8	0.002023	0.006904	0.000000	0.000680	0.009607
	9	0.005022	0.017072	0.000000	0.002524	0.024618
	10	0.005200	0.017252	0.000000	0.002531	0.024983
	11	0.005045	0.016620	0.000000	0.002393	0.024058
12	0.004874	0.016503	0.000000	0.002433	0.023810	
1990		0.057171	0.194441	0.000000	0.034896	0.286508
	1	0.005786	0.021694	0.000000	0.003975	0.031455



# Factpages

## Field

Printed: 16.2.2025 - 10:05

1990	2	0.004611	0.015624	0.000000	0.002888	0.023123
	3	0.004774	0.015812	0.000000	0.003120	0.023706
	4	0.005959	0.019821	0.000000	0.003680	0.029460
	5	0.005897	0.021048	0.000000	0.003974	0.030919
	6	0.005400	0.019042	0.000000	0.003416	0.027858
	7	0.004178	0.014363	0.000000	0.002312	0.020853
	8	0.003875	0.012874	0.000000	0.002467	0.019216
	9	0.004422	0.015018	0.000000	0.002555	0.021995
	10	0.004349	0.014967	0.000000	0.002602	0.021918
	11	0.003999	0.011981	0.000000	0.002037	0.018017
	12	0.003921	0.012197	0.000000	0.001870	0.017988
	1989		0.070958	0.255183	0.000000	0.046021
1		0.007950	0.024254	0.000000	0.004220	0.036424
2		0.006599	0.022743	0.000000	0.004379	0.033721
3		0.005529	0.019899	0.000000	0.003664	0.029092
4		0.004875	0.017214	0.000000	0.003116	0.025205
5		0.004261	0.013944	0.000000	0.002541	0.020746
6		0.005688	0.023040	0.000000	0.003901	0.032629
7		0.006518	0.022815	0.000000	0.004216	0.033549
8		0.005986	0.023811	0.000000	0.004125	0.033922
9		0.005877	0.022790	0.000000	0.004212	0.032879
10		0.005855	0.021713	0.000000	0.004116	0.031684
11		0.005659	0.020551	0.000000	0.003617	0.029827
12	0.006161	0.022409	0.000000	0.003914	0.032484	
1988		0.100118	0.353651	0.000000	0.067628	0.521397
	1	0.009758	0.036839	0.000000	0.006796	0.053393
	2	0.008817	0.033155	0.000000	0.006431	0.048403
	3	0.009384	0.034078	0.000000	0.007007	0.050469
	4	0.009668	0.031464	0.000000	0.006175	0.047307
	5	0.008798	0.030898	0.000000	0.005483	0.045179
	6	0.008343	0.030676	0.000000	0.005862	0.044881
	7	0.007489	0.029408	0.000000	0.005569	0.042466
	8	0.008296	0.027697	0.000000	0.005416	0.041409
	9	0.007687	0.025866	0.000000	0.005094	0.038647
	10	0.007426	0.025410	0.000000	0.004485	0.037321
	11	0.006899	0.023783	0.000000	0.004622	0.035304
12	0.007553	0.024377	0.000000	0.004688	0.036618	
1987		0.081413	0.280762	0.000000	0.048838	0.411013
	1	0.008033	0.024629	0.000000	0.004187	0.036849
	2	0.004913	0.016116	0.000000	0.002933	0.023962
	3	0.007479	0.025377	0.000000	0.004058	0.036914
	4	0.007080	0.023462	0.000000	0.004196	0.034738
	5	0.007487	0.026626	0.000000	0.004602	0.038715



# Factpages

## Field

Printed: 16.2.2025 - 10:05

1987	6	0.007182	0.026821	0.000000	0.004792	0.038795
	7	0.007490	0.025956	0.000000	0.004624	0.038070
	8	0.002006	0.007661	0.000000	0.001349	0.011016
	9	0.005445	0.019347	0.000000	0.003388	0.028180
	10	0.007203	0.025010	0.000000	0.004288	0.036501
	11	0.006862	0.023332	0.000000	0.004040	0.034234
	12	0.010233	0.036425	0.000000	0.006381	0.053039
1986		0.125805	0.404842	0.000000	0.068082	0.598729
	1	0.013788	0.041245	0.000000	0.007649	0.062682
	2	0.011257	0.037383	0.000000	0.006208	0.054848
	3	0.012484	0.039474	0.000000	0.007331	0.059289
	4	0.002988	0.009141	0.000000	0.001710	0.013839
	5	0.011946	0.037758	0.000000	0.006570	0.056274
	6	0.011999	0.037825	0.000000	0.006917	0.056741
	7	0.011166	0.038986	0.000000	0.006355	0.056507
	8	0.011059	0.035535	0.000000	0.005877	0.052471
	9	0.010240	0.034152	0.000000	0.005098	0.049490
	10	0.009782	0.034672	0.000000	0.003745	0.048199
	11	0.009535	0.029254	0.000000	0.005322	0.044111
12	0.009561	0.029417	0.000000	0.005300	0.044278	
1985		0.153451	0.454683	0.000000	0.083159	0.691293
	1	0.012254	0.034484	0.000000	0.004856	0.051594
	2	0.011325	0.032695	0.000000	0.005880	0.049900
	3	0.012898	0.035711	0.000000	0.007078	0.055687
	4	0.011752	0.032436	0.000000	0.005804	0.049992
	5	0.013325	0.039020	0.000000	0.006860	0.059205
	6	0.012037	0.034691	0.000000	0.006373	0.053101
	7	0.012466	0.036795	0.000000	0.007214	0.056475
	8	0.011982	0.037818	0.000000	0.007241	0.057041
	9	0.014688	0.044500	0.000000	0.008832	0.068020
	10	0.013754	0.044564	0.000000	0.007819	0.066137
	11	0.013243	0.040674	0.000000	0.007612	0.061529
12	0.013727	0.041295	0.000000	0.007590	0.062612	
1984		0.191310	0.528718	0.000000	0.086764	0.806792
	1	0.021484	0.058952	0.000000	0.009064	0.089500
	2	0.019005	0.052580	0.000000	0.009018	0.080603
	3	0.018712	0.052265	0.000000	0.008413	0.079390
	4	0.018367	0.049438	0.000000	0.009006	0.076811
	5	0.017847	0.049039	0.000000	0.008706	0.075592
	6	0.017161	0.045782	0.000000	0.008055	0.070998
	7	0.012027	0.033399	0.000000	0.004912	0.050338
	8	0.008687	0.023635	0.000000	0.003593	0.035915
9	0.015378	0.043871	0.000000	0.006553	0.065802	



# Factpages

## Field

Printed: 16.2.2025 - 10:05

1984	10	0.015054	0.043976	0.000000	0.007135	0.066165
	11	0.014323	0.039853	0.000000	0.006195	0.060371
	12	0.013265	0.035928	0.000000	0.006114	0.055307
1983		0.283257	0.730345	0.000000	0.125424	1.139026
	1	0.021683	0.054599	0.000000	0.008492	0.084774
	2	0.028602	0.067764	0.000000	0.010159	0.106525
	3	0.028477	0.069033	0.000000	0.012952	0.110462
	4	0.025983	0.068864	0.000000	0.013143	0.107990
	5	0.024867	0.068945	0.000000	0.014194	0.108006
	6	0.023507	0.059370	0.000000	0.010292	0.093169
	7	0.024939	0.067181	0.000000	0.011238	0.103358
	8	0.023543	0.062346	0.000000	0.009857	0.095746
	9	0.015426	0.040833	0.000000	0.006760	0.063019
	10	0.021549	0.054950	0.000000	0.008757	0.085256
	11	0.022188	0.057687	0.000000	0.009750	0.089625
12	0.022493	0.058773	0.000000	0.009830	0.091096	
1982		0.322400	0.757831	0.000000	0.104771	1.185002
	1	0.031942	0.073690	0.000000	0.008251	0.113883
	2	0.027914	0.065672	0.000000	0.008031	0.101617
	3	0.028693	0.066159	0.000000	0.009148	0.104000
	4	0.030348	0.068112	0.000000	0.008804	0.107264
	5	0.025186	0.057310	0.000000	0.007038	0.089534
	6	0.025496	0.058439	0.000000	0.008508	0.092443
	7	0.023463	0.056277	0.000000	0.008522	0.088262
	8	0.025571	0.062058	0.000000	0.009126	0.096755
	9	0.026152	0.059265	0.000000	0.009024	0.094441
	10	0.021725	0.052330	0.000000	0.007945	0.082000
	11	0.030556	0.076561	0.000000	0.011221	0.118338
12	0.025354	0.061958	0.000000	0.009153	0.096465	
1981		0.342374	0.691290	0.000000	0.088603	1.122267
	1	0.037792	0.070420	0.000000	0.009149	0.117361
	2	0.034153	0.063675	0.000000	0.008629	0.106457
	3	0.034679	0.069678	0.000000	0.009386	0.113743
	4	0.029043	0.059177	0.000000	0.008007	0.096227
	5	0.035114	0.067593	0.000000	0.008548	0.111255
	6	0.032793	0.063774	0.000000	0.008104	0.104671
	7	0.027974	0.057878	0.000000	0.007276	0.093128
	8	0.006924	0.014531	0.000000	0.001677	0.023132
	9	0.024154	0.052922	0.000000	0.006539	0.083615
	10	0.023773	0.053012	0.000000	0.006525	0.083310
	11	0.027135	0.055647	0.000000	0.007326	0.090108
12	0.028840	0.062983	0.000000	0.007437	0.099260	



# Factpages

## Field

Printed: 16.2.2025 - 10:05

1980		0.465008	0.843338	0.000000	0.106834	1.415180
	1	0.049269	0.084659	0.000000	0.010873	0.144801
	2	0.049077	0.082394	0.000000	0.010006	0.141477
	3	0.043721	0.074004	0.000000	0.008633	0.126358
	4	0.030465	0.054523	0.000000	0.006768	0.091756
	5	0.048329	0.085549	0.000000	0.011243	0.145121
	6	0.044065	0.081858	0.000000	0.010286	0.136209
	7	0.013606	0.023282	0.000000	0.002818	0.039706
	8	0.033277	0.060549	0.000000	0.008060	0.101886
	9	0.039770	0.075337	0.000000	0.009992	0.125099
	10	0.036458	0.071999	0.000000	0.009126	0.117583
	11	0.038790	0.072388	0.000000	0.009444	0.120622
12	0.038181	0.076796	0.000000	0.009585	0.124562	
1979		0.285336	0.481982	0.000000	0.034961	0.802279
	1	0.006341	0.012741	0.000000	0.000000	0.019082
	2	0.007174	0.012712	0.000000	0.000000	0.019886
	3	0.014204	0.023559	0.000000	0.000221	0.037984
	4	0.030140	0.048083	0.000000	0.001548	0.079771
	5	0.017889	0.034952	0.000000	0.001486	0.054327
	6	0.000000	0.000000	0.000000	0.000000	0.000000
	7	0.000000	0.000000	0.000000	0.000000	0.000000
	8	0.044481	0.076138	0.000000	0.005987	0.126606
	9	0.047827	0.080630	0.000000	0.006774	0.135231
	10	0.030543	0.051958	0.000000	0.003325	0.085826
	11	0.041030	0.070230	0.000000	0.007128	0.118388
12	0.045707	0.070979	0.000000	0.008492	0.125178	
1978		0.067707	0.137670	0.000000	0.000000	0.205377
	1	0.025067	0.052409	0.000000	0.000000	0.077476
	2	0.011347	0.024695	0.000000	0.000000	0.036042
	3	0.007351	0.015667	0.000000	0.000000	0.023018
	4	0.005269	0.011681	0.000000	0.000000	0.016950
	5	0.000418	0.001470	0.000000	0.000000	0.001888
	6	0.012018	0.021032	0.000000	0.000000	0.033050
	7	0.001686	0.003487	0.000000	0.000000	0.005173
	8	0.000000	0.000000	0.000000	0.000000	0.000000
	9	0.000004	0.000060	0.000000	0.000000	0.000064
	10	0.001111	0.001810	0.000000	0.000000	0.002921
	11	0.003436	0.005359	0.000000	0.000000	0.008795
12	0.000000	0.000000	0.000000	0.000000	0.000000	
1977		0.001563	0.004224	0.000000	0.000000	0.005787
	11	0.000000	0.000814	0.000000	0.000000	0.000814
	12	0.001563	0.003410	0.000000	0.000000	0.004973



# Factpages

## Field

Printed: 16.2.2025 - 10:05

### Production , sum wellbores

	Month	Gross - oil [mill Sm3]	Gross - gas [bill Sm3]	Gross - condensate [mill Sm3]	Gross - oil equivalents [mill Sm3]
Sum		4.083376	7.463417	0.000000	11.546793
1998		0.033781	0.082312	0.000000	0.116093
	1	0.005082	0.011634	0.000000	0.016716
	2	0.005198	0.013022	0.000000	0.018220
	3	0.005062	0.012605	0.000000	0.017667
	4	0.004573	0.010704	0.000000	0.015277
	5	0.004850	0.012121	0.000000	0.016971
	6	0.004589	0.011095	0.000000	0.015684
	7	0.004427	0.011131	0.000000	0.015558
1997		0.057303	0.129443	0.000000	0.186746
	1	0.004261	0.009905	0.000000	0.014166
	2	0.005490	0.010636	0.000000	0.016126
	3	0.005770	0.013176	0.000000	0.018946
	4	0.005822	0.012004	0.000000	0.017826
	5	0.005557	0.012695	0.000000	0.018252
	6	0.004578	0.011307	0.000000	0.015885
	7	0.003810	0.009056	0.000000	0.012866
	8	0.004747	0.011315	0.000000	0.016062
	9	0.004352	0.010230	0.000000	0.014582
	10	0.003980	0.009531	0.000000	0.013511
	11	0.004365	0.009664	0.000000	0.014029
	12	0.004571	0.009924	0.000000	0.014495
1996		0.068520	0.160304	0.000000	0.228824
	1	0.005842	0.013017	0.000000	0.018859
	2	0.003186	0.007680	0.000000	0.010866
	3	0.006322	0.015780	0.000000	0.022102
	4	0.006154	0.015026	0.000000	0.021180
	5	0.006521	0.016309	0.000000	0.022830
	6	0.005305	0.012880	0.000000	0.018185
	7	0.006091	0.013860	0.000000	0.019951
	8	0.006503	0.014475	0.000000	0.020978
	9	0.006124	0.013886	0.000000	0.020010
	10	0.006136	0.013982	0.000000	0.020118
	11	0.004147	0.009563	0.000000	0.013710
	12	0.006189	0.013846	0.000000	0.020035
1995		0.077185	0.177924	0.000000	0.255109
	1	0.006219	0.013911	0.000000	0.020130
	2	0.005567	0.012899	0.000000	0.018466
	3	0.007173	0.016927	0.000000	0.024100
	4	0.007153	0.016411	0.000000	0.023564



# Factpages

## Field

Printed: 16.2.2025 - 10:05

1995	5	0.007407	0.016955	0.000000	0.024362
	6	0.007528	0.017079	0.000000	0.024607
	7	0.006223	0.013695	0.000000	0.019918
	8	0.004500	0.009703	0.000000	0.014203
	9	0.006973	0.016180	0.000000	0.023153
	10	0.006575	0.016330	0.000000	0.022905
	11	0.005010	0.012268	0.000000	0.017278
	12	0.006857	0.015566	0.000000	0.022423
1994		0.075201	0.174528	0.000000	0.249729
	1	0.006397	0.016012	0.000000	0.022409
	2	0.006087	0.014411	0.000000	0.020498
	3	0.007015	0.016308	0.000000	0.023323
	4	0.006608	0.015605	0.000000	0.022213
	5	0.006922	0.016224	0.000000	0.023146
	6	0.006776	0.015253	0.000000	0.022029
	7	0.006562	0.015698	0.000000	0.022260
	8	0.003966	0.009369	0.000000	0.013335
	9	0.006359	0.014559	0.000000	0.020918
	10	0.005977	0.013376	0.000000	0.019353
	11	0.006144	0.013680	0.000000	0.019824
12	0.006388	0.014033	0.000000	0.020421	
1993		0.074392	0.175701	0.000000	0.250093
	1	0.005830	0.014133	0.000000	0.019963
	2	0.006267	0.015065	0.000000	0.021332
	3	0.005636	0.013595	0.000000	0.019231
	4	0.006718	0.015489	0.000000	0.022207
	5	0.006351	0.014849	0.000000	0.021200
	6	0.005785	0.013261	0.000000	0.019046
	7	0.006560	0.016431	0.000000	0.022991
	8	0.007520	0.016517	0.000000	0.024037
	9	0.005940	0.013687	0.000000	0.019627
	10	0.006229	0.014684	0.000000	0.020913
	11	0.006683	0.014999	0.000000	0.021682
12	0.004873	0.012991	0.000000	0.017864	
1992		0.078632	0.190238	0.000000	0.268870
	1	0.008076	0.018681	0.000000	0.026757
	2	0.006740	0.016303	0.000000	0.023043
	3	0.005287	0.012410	0.000000	0.017697
	4	0.007214	0.017109	0.000000	0.024323
	5	0.005619	0.014216	0.000000	0.019835
	6	0.005136	0.012525	0.000000	0.017661
	7	0.006749	0.016420	0.000000	0.023169
8	0.006843	0.017018	0.000000	0.023861	



# Factpages

## Field

Printed: 16.2.2025 - 10:05

1992	9	0.006551	0.015286	0.000000	0.021837
	10	0.006807	0.017925	0.000000	0.024732
	11	0.006766	0.016006	0.000000	0.022772
	12	0.006844	0.016339	0.000000	0.023183
1991		0.082555	0.192761	0.000000	0.275316
	1	0.006379	0.013962	0.000000	0.020341
	2	0.005097	0.011875	0.000000	0.016972
	3	0.006034	0.013789	0.000000	0.019823
	4	0.005662	0.013507	0.000000	0.019169
	5	0.005674	0.013522	0.000000	0.019196
	6	0.008774	0.020373	0.000000	0.029147
	7	0.009263	0.022979	0.000000	0.032242
	8	0.003235	0.007834	0.000000	0.011069
	9	0.008038	0.019205	0.000000	0.027243
	10	0.008331	0.019162	0.000000	0.027493
	11	0.008091	0.018390	0.000000	0.026481
12	0.007977	0.018163	0.000000	0.026140	
1990		0.094679	0.216668	0.000000	0.311347
	1	0.009927	0.023976	0.000000	0.033903
	2	0.007538	0.017456	0.000000	0.024994
	3	0.007985	0.017697	0.000000	0.025682
	4	0.009828	0.022102	0.000000	0.031930
	5	0.010055	0.023160	0.000000	0.033215
	6	0.008796	0.021231	0.000000	0.030027
	7	0.006881	0.016176	0.000000	0.023057
	8	0.006634	0.014365	0.000000	0.020999
	9	0.007291	0.016849	0.000000	0.024140
	10	0.007276	0.016684	0.000000	0.023960
	11	0.006376	0.013358	0.000000	0.019734
12	0.006092	0.013614	0.000000	0.019706	
1989		0.119334	0.282751	0.000000	0.402085
	1	0.012706	0.026762	0.000000	0.039468
	2	0.011054	0.025010	0.000000	0.036064
	3	0.009302	0.022227	0.000000	0.031529
	4	0.008053	0.019193	0.000000	0.027246
	5	0.006819	0.015778	0.000000	0.022597
	6	0.009838	0.025686	0.000000	0.035524
	7	0.011053	0.025188	0.000000	0.036241
	8	0.010388	0.026403	0.000000	0.036791
	9	0.010080	0.024887	0.000000	0.034967
	10	0.010058	0.023998	0.000000	0.034056
	11	0.009483	0.022877	0.000000	0.032360
12	0.010500	0.024742	0.000000	0.035242	





# Factpages

## Field

Printed: 16.2.2025 - 10:05

1988		0.168865	0.388996	0.000000	0.557861
	1	0.016870	0.040392	0.000000	0.057262
	2	0.015300	0.036401	0.000000	0.051701
	3	0.016345	0.037269	0.000000	0.053614
	4	0.015826	0.034451	0.000000	0.050277
	5	0.014736	0.034038	0.000000	0.048774
	6	0.014187	0.033573	0.000000	0.047760
	7	0.013239	0.032400	0.000000	0.045639
	8	0.013669	0.030438	0.000000	0.044107
	9	0.012955	0.028469	0.000000	0.041424
	10	0.011992	0.028113	0.000000	0.040105
	11	0.011624	0.026341	0.000000	0.037965
12	0.012122	0.027111	0.000000	0.039233	
1987		0.134896	0.307721	0.000000	0.442617
	1	0.012729	0.027042	0.000000	0.039771
	2	0.008163	0.017828	0.000000	0.025991
	3	0.011879	0.028179	0.000000	0.040058
	4	0.011676	0.025928	0.000000	0.037604
	5	0.012766	0.029405	0.000000	0.042171
	6	0.012426	0.029347	0.000000	0.041773
	7	0.012581	0.028554	0.000000	0.041135
	8	0.003360	0.008386	0.000000	0.011746
	9	0.009256	0.021556	0.000000	0.030812
	10	0.011785	0.026779	0.000000	0.038564
	11	0.011177	0.025317	0.000000	0.036494
12	0.017098	0.039400	0.000000	0.056498	
1986		0.199561	0.443409	0.000000	0.642970
	1	0.021853	0.044920	0.000000	0.066773
	2	0.017995	0.040870	0.000000	0.058865
	3	0.020433	0.042963	0.000000	0.063396
	4	0.004967	0.010247	0.000000	0.015214
	5	0.019247	0.041420	0.000000	0.060667
	6	0.019014	0.041309	0.000000	0.060323
	7	0.018063	0.042899	0.000000	0.060962
	8	0.017183	0.039152	0.000000	0.056335
	9	0.015808	0.037605	0.000000	0.053413
	10	0.014270	0.037875	0.000000	0.052145
	11	0.015479	0.031778	0.000000	0.047257
12	0.015249	0.032371	0.000000	0.047620	
1985		0.238609	0.495259	0.000000	0.733868
	1	0.018163	0.037924	0.000000	0.056087
	2	0.017296	0.035349	0.000000	0.052645
	3	0.019877	0.038645	0.000000	0.058522



# Factpages

## Field

Printed: 16.2.2025 - 10:05

1985	4	0.017638	0.035353	0.000000	0.052991	
	5	0.020463	0.042199	0.000000	0.062662	
	6	0.018824	0.037595	0.000000	0.056419	
	7	0.019794	0.039657	0.000000	0.059451	
	8	0.019358	0.040949	0.000000	0.060307	
	9	0.023609	0.048467	0.000000	0.072076	
	10	0.021775	0.049011	0.000000	0.070786	
	11	0.020676	0.044960	0.000000	0.065636	
	12	0.021136	0.045150	0.000000	0.066286	
	1984		0.286734	0.578235	0.000000	0.864969
		1	0.031046	0.064602	0.000000	0.095648
		2	0.029229	0.056983	0.000000	0.086212
3		0.027959	0.056403	0.000000	0.084362	
4		0.028167	0.053585	0.000000	0.081752	
5		0.027175	0.053555	0.000000	0.080730	
6		0.025961	0.049552	0.000000	0.075513	
7		0.017695	0.038596	0.000000	0.056291	
8		0.012704	0.026240	0.000000	0.038944	
9		0.022543	0.048273	0.000000	0.070816	
10		0.022878	0.047632	0.000000	0.070510	
11		0.021243	0.043811	0.000000	0.065054	
12	0.020134	0.039003	0.000000	0.059137		
1983		0.411567	0.797677	0.000000	1.209244	
	1	0.030651	0.059796	0.000000	0.090447	
	2	0.038875	0.074885	0.000000	0.113760	
	3	0.041147	0.075025	0.000000	0.116172	
	4	0.039318	0.075098	0.000000	0.114416	
	5	0.038247	0.074650	0.000000	0.112897	
	6	0.033822	0.065451	0.000000	0.099273	
	7	0.036655	0.073224	0.000000	0.109879	
	8	0.034084	0.068240	0.000000	0.102324	
	9	0.022646	0.044583	0.000000	0.067229	
	10	0.030837	0.060125	0.000000	0.090962	
	11	0.032494	0.062590	0.000000	0.095084	
12	0.032791	0.064010	0.000000	0.096801		
1982		0.439267	0.831513	0.000000	1.270780	
	1	0.041244	0.080965	0.000000	0.122209	
	2	0.036546	0.072299	0.000000	0.108845	
	3	0.039126	0.071766	0.000000	0.110892	
	4	0.041004	0.073941	0.000000	0.114945	
	5	0.034095	0.062413	0.000000	0.096508	
	6	0.035603	0.065235	0.000000	0.100838	
7	0.032857	0.061490	0.000000	0.094347		



# Factpages

## Field

Printed: 16.2.2025 - 10:05

1982	8	0.035700	0.068560	0.000000	0.104260
	9	0.035811	0.064834	0.000000	0.100645
	10	0.030461	0.057569	0.000000	0.088030
	11	0.042214	0.084192	0.000000	0.126406
	12	0.034606	0.068249	0.000000	0.102855
1981		0.443471	0.756065	0.000000	1.199536
	1	0.048043	0.077013	0.000000	0.125056
	2	0.043573	0.069954	0.000000	0.113527
	3	0.045803	0.075342	0.000000	0.121145
	4	0.037884	0.063871	0.000000	0.101755
	5	0.045456	0.073484	0.000000	0.118940
	6	0.042019	0.069139	0.000000	0.111158
	7	0.036226	0.062767	0.000000	0.098993
	8	0.008836	0.016275	0.000000	0.025111
	9	0.031648	0.058532	0.000000	0.090180
	10	0.030993	0.057954	0.000000	0.088947
	11	0.035262	0.062350	0.000000	0.097612
12	0.037728	0.069384	0.000000	0.107112	
1980		0.592484	0.923504	0.000000	1.515988
	1	0.062317	0.092848	0.000000	0.155165
	2	0.061653	0.090346	0.000000	0.151999
	3	0.054692	0.081261	0.000000	0.135953
	4	0.038482	0.060017	0.000000	0.098499
	5	0.061353	0.093530	0.000000	0.154883
	6	0.056134	0.089392	0.000000	0.145526
	7	0.017176	0.026386	0.000000	0.043562
	8	0.042874	0.066727	0.000000	0.109601
	9	0.051096	0.082189	0.000000	0.133285
	10	0.048239	0.078216	0.000000	0.126455
	11	0.049156	0.078831	0.000000	0.127987
12	0.049312	0.083761	0.000000	0.133073	
1979		0.337050	0.158408	0.000000	0.495458
	1	0.006163	0.000000	0.000000	0.006163
	2	0.007070	0.000000	0.000000	0.007070
	3	0.014470	0.000000	0.000000	0.014470
	4	0.031095	0.000000	0.000000	0.031095
	5	0.021598	0.000000	0.000000	0.021598
	6	0.000000	0.000000	0.000000	0.000000
	7	0.000000	0.000000	0.000000	0.000000
	8	0.053606	0.000000	0.000000	0.053606
	9	0.058524	0.000000	0.000000	0.058524
	10	0.037152	0.000000	0.000000	0.037152
11	0.050985	0.078974	0.000000	0.129959	



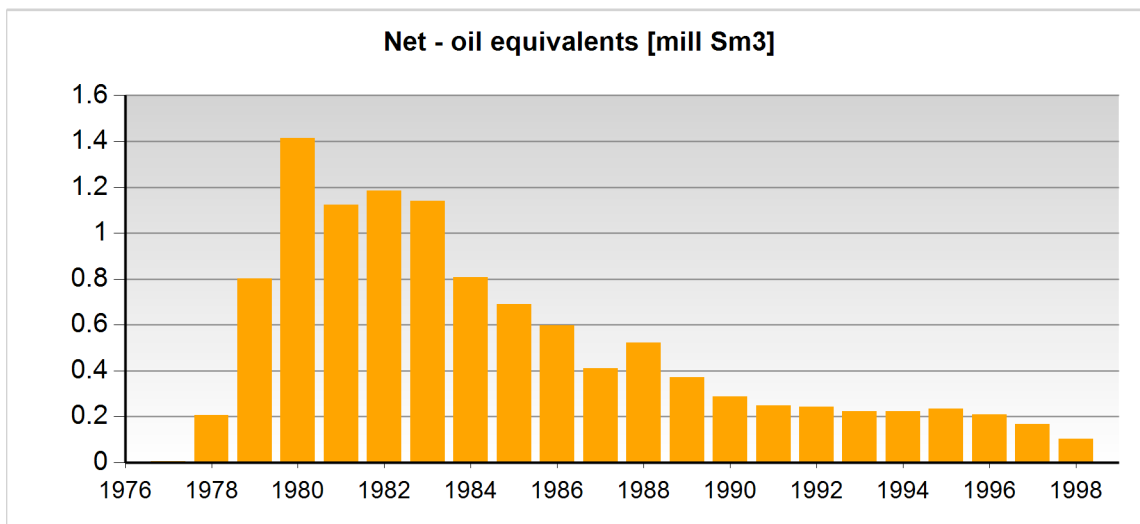
# Factpages

## Field

Printed: 16.2.2025 - 10:05

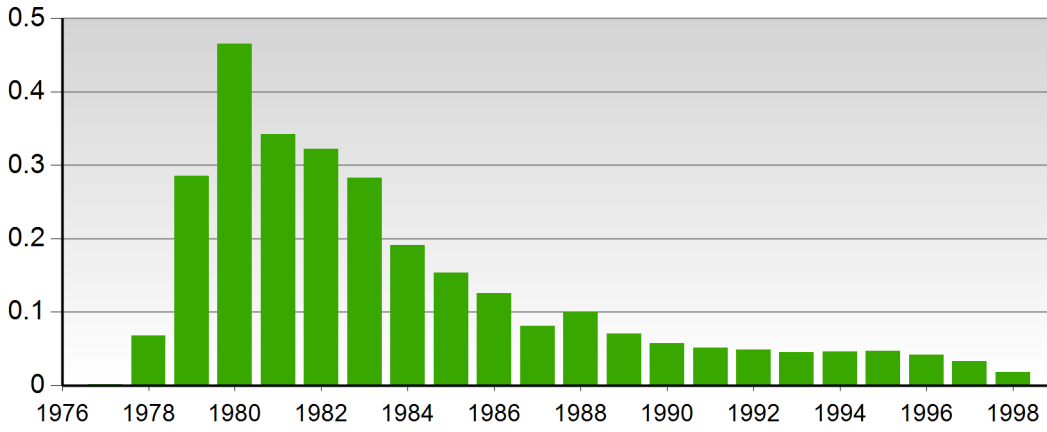
1979	12	0.056387	0.079434	0.000000	0.135821
1978		0.067750	0.000000	0.000000	0.067750
	1	0.025054	0.000000	0.000000	0.025054
	2	0.011341	0.000000	0.000000	0.011341
	3	0.007347	0.000000	0.000000	0.007347
	4	0.005266	0.000000	0.000000	0.005266
	5	0.000417	0.000000	0.000000	0.000417
	6	0.011961	0.000000	0.000000	0.011961
	7	0.001853	0.000000	0.000000	0.001853
	8	0.000000	0.000000	0.000000	0.000000
	9	0.000003	0.000000	0.000000	0.000003
	10	0.001128	0.000000	0.000000	0.001128
	11	0.003380	0.000000	0.000000	0.003380
12	0.000000	0.000000	0.000000	0.000000	
1977		0.001540	0.000000	0.000000	0.001540
	11	0.000000	0.000000	0.000000	0.000000
	12	0.001540	0.000000	0.000000	0.001540

## Production - charts

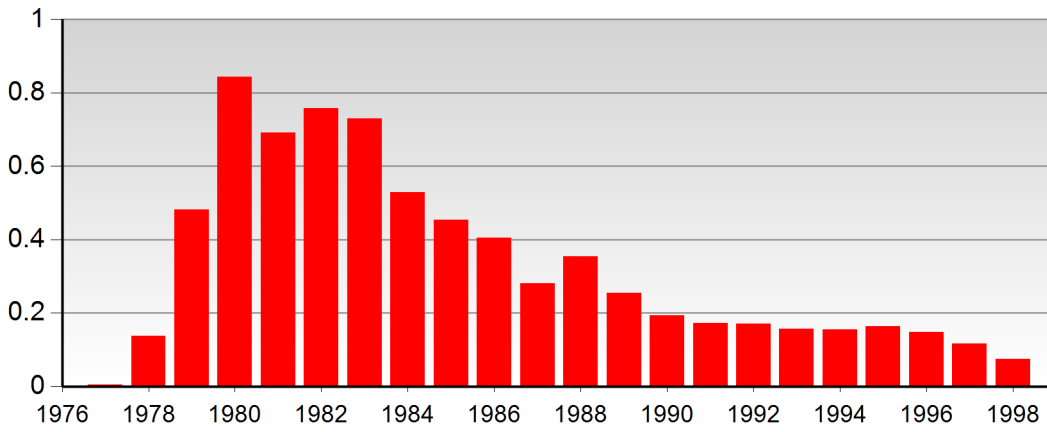




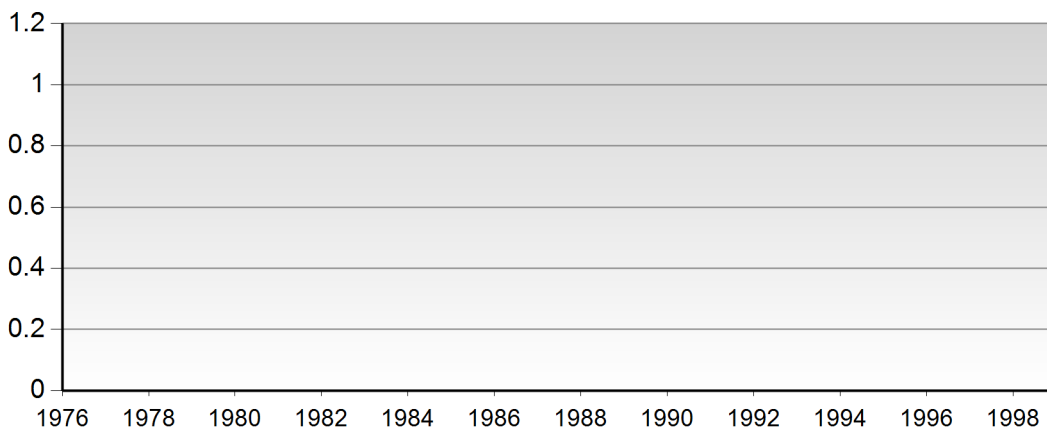
Net - oil [mill Sm<sup>3</sup>]



Net - gas [bill Sm<sup>3</sup>]

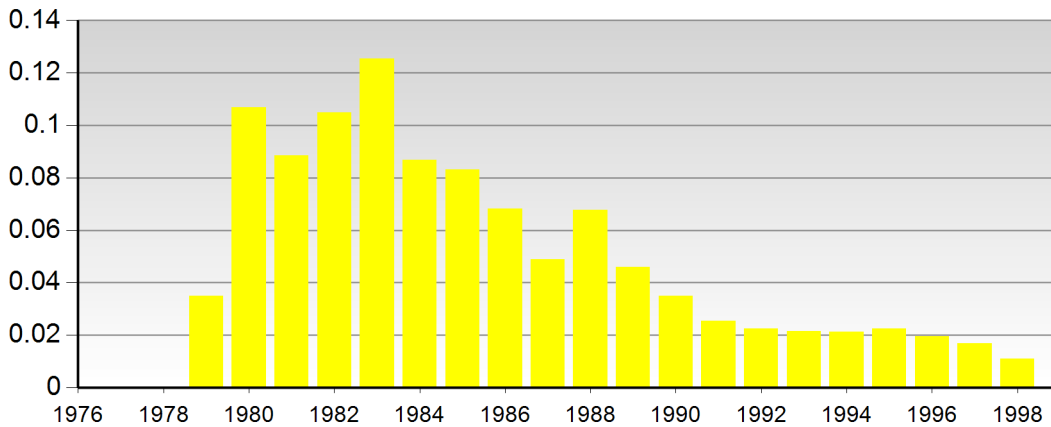


Net - condensate [mill Sm<sup>3</sup>]

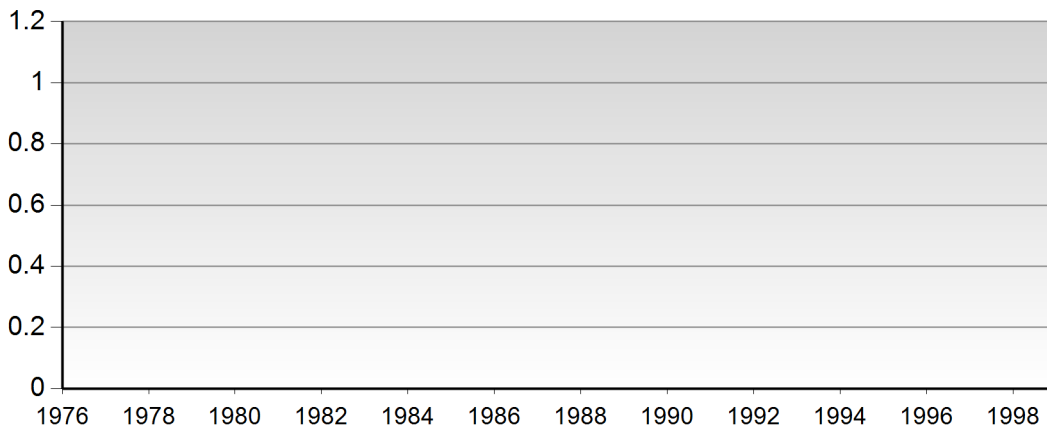




Net - NGL [mill Sm3]



Produced water in field [mill Sm3]



Any produced water is only included after 1.1.2000

**Wellbores - exploration**

Wellbore name	Entered date	Completed date	Purpose	Status	Content
<a href="#">7/11-1</a>	26.02.1968	15.06.1968	WILDCAT	P&A	GAS/CONDENSATE
<a href="#">7/11-2</a>	21.07.1968	14.10.1968	APPRAISAL	P&A	GAS/CONDENSATE
<a href="#">7/11-3</a>	17.10.1968	07.02.1969	APPRAISAL	P&A	OIL SHOWS
<a href="#">7/11-7</a>	29.12.1982	25.12.1983	WILDCAT	SUSPENDED	OIL
<a href="#">7/11-7 R</a>	29.09.1984	08.10.1984	WILDCAT	RE-CLASS TO DEV	OIL

**Wellbores - development**

Wellbore name	Entered date	Completed date	Purpose	Content
<a href="#">7/11-A-1</a>	08.05.1977	06.06.1977	PRODUCTION	GAS
<a href="#">7/11-A-2</a>	31.01.1977	30.03.1977	PRODUCTION	NOT APPLICABLE
<a href="#">7/11-A-3</a>	12.12.1976	10.02.1977	PRODUCTION	GAS



## Factpages

### Field

Printed: 16.2.2025 - 10:05

<a href="#">7/11-A-4</a>	01.09.1977	30.09.1977	PRODUCTION	GAS
<a href="#">7/11-A-5</a>	22.10.1976	08.12.1976	PRODUCTION	GAS
<a href="#">7/11-A-6</a>	07.07.1985	15.08.1985	PRODUCTION	GAS
<a href="#">7/11-A-7</a>	23.08.1976	21.10.1976	PRODUCTION	NOT APPLICABLE
<a href="#">7/11-A-8</a>	04.07.1977	22.08.1977	PRODUCTION	GAS
<a href="#">7/11-A-9</a>	30.03.1977	03.05.1977	PRODUCTION	GAS

### Wellbores - other

Wellbore name	Entered date	Completed date	Purpose	Status
---------------	--------------	----------------	---------	--------